

TYLER COUNTY COMMISSIONERS COURT
REGULAR MEETING
April 11, 2018 ---- 8:30 a.m.

THE STATE OF TEXAS ON THIS THE 11th day of April, 2018 the
Commissioners' Court in and for Tyler County, Texas convened in a Regular Meeting at the
Commissioners' Courtroom in Woodville, Texas, the following members of the Court present, to
wit:

JACQUES L. BLANCHETTE	COUNTY JUDGE, presiding
MARTIN NASH	COMMISSIONER, PCT. #1
RUSTY HUGHES	COMMISSIONER, PCT. #2
MIKE MARSHALL	COMMISSIONER, PCT. #3
JACK WALSTON	COMMISSIONER, PCT. #4
DONECE GREGORY	COUNTY CLERK, Ex-Officio

The following were absent: none thereby constituting a quorum. In addition to the above were:

JACKIE SKINNER	COUNTY AUDITOR
TERRY ALLEN	JUVENILE PROBATION OFFICER
KEN JOBE	EMERGENCY MNGT. COORDINATOR

After calling the meeting to order, Judge Blanchette invited anyone offended by the customary prayer to step out in the hall and return after the conclusion of the prayer. The invocation was delivered by Donece Gregory, County Clerk. The Pledge of Allegiance to the American Flag was delivered by Commissioner Walston.

Representatives from the Child Welfare Board, Juvenile Probation, Child Protective Services, and CASA, agencies for children, were present in support of the proclamation for Child Abuse Prevention Month. A motion was made by Commissioner Marshall and seconded by Commissioner Nash to proclaim April 2018 as Child Abuse Prevention Month in Tyler County. All voted yes and none no. SEE ATTACHED PROCLAMATION

Commissioner Marshall motioned to receive the minutes of March 12th, 14th and 28, 2018. Commissioner Nash seconded the motion. All voted yes and none no.

Commissioner Hughes made a motion to approve the monthly reports from the Adult & Juvenile Probation Departments, County Clerk, District Clerk, County Treasurer, County Auditor, County Extension and Justice of the Peace, Pct. 1. Commissioner Marshall seconded the motion. All voted yes and none no. SEE ATTACHED

A motion was made by Commissioner Walston and seconded by Commissioner Marshall to approve the allowances and accounts payable. All voted yes and none no. SEE ATTACHED

Budget amendments/line item transfers were not presented by the County Auditor.

Judge Blanchette motioned to ratify the county payroll for March 14-27, 2018, as presented by the County Auditor. The motion was seconded by Commissioner Marshall. All voted yes and none no. SEE ATTACHED

Commissioner Marshall motioned to approve the county payroll for March 28-April 10, 2018, as presented by the County Auditor. The motion was seconded by Commissioner Walston. All voted yes and none no. SEE ATTACHED

A motion was made by Commissioner Marshall and seconded by Commissioner Hughes to appoint Trisher Ford to the Tyler County Child Welfare Board. All voted yes and none no.

Stevan Sturrock, Rachel Iglesias and Crystal Petri presented the fundraising efforts of Leadership Southeast Texas and Youth Leadership Southeast Texas. Puncture resistant safety gloves were purchased for the Tyler County Sheriff's office, Hardin County Sheriff's office and police departments in both counties. The gloves cost \$50 each. A motion was made by Commissioner Nash and seconded by Commissioner Marshall to accept the gift of the security gloves for the sheriff's department. All voted yes and none no.

A motion was made Commissioner Marshall and seconded by Commissioner Walston to adopt the resolution for "Prisoners of the State". This resolution is requesting the state reimburse counties for housing prisoners, while in county custody, awaiting transport or violation of parole. All voted yes and none no. SEE ATTACHED RESOLUTION

A motion was made Commissioner Marshall and seconded by Commissioner Nash to adopt the resolution for "Local Decisions" concerning additional revenue and appraisal caps required by the State of Texas. Commissioner Nash added that if additional caps were imposed, the county would have to cut services. All voted yes and none no. SEE ATTACHED RESOLUTION

A motion was made Commissioner Marshall and seconded by Judge Blanchette to adopt the resolution for Indigent Defense, stating that the State of Texas should fully fund the cost of Indigent Criminal Defense instead of being a tax burden on the local tax payers. All voted yes and none no. SEE ATTACHED RESOLUTION

A motion was made Commissioner Marshall and seconded by Commissioner Walston to adopt the resolution against "unfunded mandates". This resolution requests a Constitutional Amendment to prohibit the imposition of state mandated government programs on local governments without being fully funded by the State of Texas. All voted yes and none no. SEE ATTACHED RESOLUTION

A motion was made Commissioner Marshall and seconded by Commissioner Nash to adopt the resolution encouraging the State of Texas to renew its commitment to school funding, relieving the burden on the local tax payers. All voted yes and none no. SEE ATTACHED RESOLUTION

A motion was made by Judge Blanchette to adopt the resolution to seek a Hazard Mitigation Planning Grant, as presented by Ken Jobe. The motion was seconded by Commissioner Marshall. All voted yes and none no. SEE ATTACHED RESOLUTION

Commissioner Nash motioned to approve the Memorandum of Understanding with the Texas Attorney General. The County Auditor explained the OAG wanted secure internet along with a secure physical place for a computer. Commissioner Hughes seconded the motion. All voted yes and none no. SEE ATTACHED MEMORANDUM

Executive Session was not held.


A motion was made by Commissioner Nash and seconded by Commissioner Marshall that the meeting adjourn. All voted yes.

THERE BEING NO FURTHER BUSINESS, THE MEETING ADJOURNED: 9:10 a.m.

I, Donece Gregory, County Clerk and ex officio member of the Tyler County Commissioners Court, do hereby certify to the fact that the above is a true and correct record of the Tyler County Commissioners Court session held on April 11, 2018.

Witness my hand and seal of office on this the 16th day of April, 2018.

Attest: 
Donece Gregory, County Clerk





TYLER COUNTY COMMISSIONERS COURT

County Courthouse, Room 101 / Woodville, Texas

MARTIN NASH
Commissioner, Pct. 1

RUSTY HUGHES
Commissioner, Pct. 2

JACQUES L. BLANCHETTE
County Judge

MIKE MARSHALL
Commissioner, Pct. 3

JACK WALSTON
Commissioner, Pct. 4

2018 PROCLAMATION DECLARING APRIL AS CHILD ABUSE PREVENTION MONTH

WHEREAS, *There were 298,732 reported cases of child abuse and neglect last year in Texas; and*

WHEREAS, *There were 172 child deaths as a result of child abuse and neglect last year in Texas; and*

WHEREAS, *There were 327 children in Tyler County that were reported as abused or neglected last year; and*

WHEREAS, *There were 176 investigations of child abuse and neglect last year in Tyler County; and*

WHEREAS, *There were 18 investigations of child abuse or neglect opened for services last year in Tyler County; and*

WHEREAS, *Child abuse and neglect is a community problem affecting the current and future quality of life of a community; and*

WHEREAS, *Child abuse prevention is a community responsibility and finding solutions depends upon involvement among all people; and*

WHEREAS, *Communities must make every effort to promote programs that benefit children and their families; and*

WHEREAS, *Effective child abuse prevention programs succeed because of partnerships among agencies, schools, religious organizations, law enforcement agencies, and the business community; and*

WHEREAS, *Everyone in the community should become more aware of child abuse prevention and all citizens should become more involved in supporting families to provide safe, nurturing environments for their children, giving them the opportunity to grow up to be caring, contributing members of the community;*

NOW, THEREFORE, I, County Judge Jacques L. Blanchette of Tyler County, Texas, by virtue of the authority vested in me, do hereby proclaim the month of April 2018 to be **CHILD ABUSE PREVENTION MONTH** in Tyler County. I also proclaim that Sunday, April 29, 2018 to be "Blue Sunday" and in so doing, urge all citizens to join in a national effort to raise awareness about the importance of preventing child abuse and showing support by wearing blue in support of the prevention of child abuse and neglect.

A handwritten signature in cursive script that reads "Jacques L. Blanchette".

JACQUES L. BLANCHETTE
COUNTY JUDGE, TYLER COUNTY, TX

MONTHLY COMMUNITY SUPERVISION AND CORRECTIONS REPORT

TEXAS DEPARTMENT OF CRIMINAL JUSTICE
COMMUNITY JUSTICE ASSISTANCE DIVISION

County : TYLER

Report Month-Year : 03-18

I. END OF MONTH SUPERVISION STATUS	FEL	MISD	TOTAL
A. Adults Receiving DIRECT Supervision	164	15	179
1. Level 1 (High)		1	1
2. Level 2 (Moderate)	31		31
3. Level 3 (Low/Moderate)	60	12	72
4. Level 4 (Low)	73	2	75
5. Residential			
B. Adults on INDIRECT Status	143	58	201
1. Intrastate Transfers (out)	84	11	95
a. Transfers Out of CSCD	84	11	95
b. Transfers Within CSCD			
2. Interstate Transfers (out)	8		8
3. Absconders/Fugitives	13	7	20
a. New to Absconder/Fugitive Status	1		1
4. Report by Mail			
5. Inactive Indirects Due to Incarceration	20		20
a. Sentenced to County Jail	8		8
b. Sentenced to TDCJ-ID	1		1
c. Serving Time in Substance Abuse Felony Punishment Facility (SAFPF)	11		11
d. Sentenced to State Jail			
6. Other Indirect	18	40	58
C. Pretrial Services	11	20	31
1. Pretrial Supervision (court-approved)	8	4	12
2. Pretrial Diversion	3	16	19
D. Civil Probation			9
I. MONTHLY ACTIVITY			
A. Community Supervision Placements			
1. Original Community Supervision Placements	2	1	3
a. Adjudicated Community Supervision	2	1	3
b. Deferred Adjudication			
c. Return From:			
1) Shock Incarceration			
2) State Boot Camp			
2. Subsequent Supervision Placements Within the CSCD			

TYLER COUNTY JUVENILE PROBATION

TERRY ALLEN

Chief Juvenile Probation Officer

TONYA SHEFFIELD

Juvenile Probation Officer

KATHY HARRIS

Secretary

ADDRESS: 100 West Bluff - Rm. 106
Woodville, Texas 75979


PHONE: 409-283-2503

FAX: 409-283-6314

JUVENILE PROBATION REPORT ---MARCH 2018

BEGINNING NUMBER OF JUVENILES	10
NEW CASES THIS MONTH	2
TERMINATIONS	4
TOTAL NUMBER ON PROBATION	8
CONDITIONAL RELEASE	4
CRISIS INTERVENTION	1
PLACEMENT	1
SPECIAL NEEDS DIVERSIONARY PROGRAM (SNDP) SUPERVISION	3
TYC - SENTENCING	0

Respectfully Submitted,




Terry Allen

Chief Juvenile Probation Officer

***Probation fees and Restitution collected for the month of March:**

Probation fees	\$ 81.00
Restitution (victim) fees	\$ 0.00
Restitution (detention) fees	\$ 100.00
Reimbursement for UA results	\$ 0.00
Reimbursement for Placement	\$ 500.00

TYLER COUNTY TREASURER'S REPORT



March, 2018



Ἰ ῚῚῚῚ ῚῚ ῚῚῚῚ ῚῚ

Treasurers Report Summary

ḡḡḡḡ ḡḡḡḡ ḡḡḡḡḡḡḡḡ ḡḡḡḡḡḡḡḡ

Fund	Beginning Cash Balance	Revenues	Expenses	Net Change Assets	Net Change Liabilities	Calculated Ending Balance	Actual Ending Balance	Calculated - Actual Ending
010 - GENERAL FUND	3,402,747.33	2,206,552.03	1,513,229.22	0.00	-128,942.00	4,225,012.14	4,225,012.14	0.00
011 - ADVALOREM TAXES CLEARING	0.00	0.00	0.00	0.00	0.00	0.00	0.00	0.00
012 - TC CHAPTER 19	5,000.05	0.00	0.00	0.00	0.00	5,000.05	5,000.05	0.00
015 - U. S. MARSHALL PRISONER REFUND	0.00	0.00	0.00	0.00	0.00	0.00	0.00	0.00
016 - TC COLLECTION SP	3,361.20	0.29	0.00	0.00	0.00	3,361.49	3,361.49	0.00
020 - GENERAL ROAD & BRIDGE	0.00	788,398.21	788,398.21	0.00	0.00	0.00	0.00	0.00
021 - ROAD & BRIDGE I	1,091,310.64	226,545.98	169,472.50	0.00	-12,636.58	1,161,020.70	1,161,020.70	0.00
022 - ROAD & BRIDGE II	719,224.40	228,606.74	64,874.46	0.00	-10,053.27	893,009.95	893,009.95	0.00
023 - ROAD & BRIDGE III	1,036,099.91	280,581.95	108,544.42	0.00	-18,217.74	1,226,355.18	1,226,355.18	0.00
024 - ROAD & BRIDGE IV	1,635,152.01	257,495.48	82,821.27	0.00	-11,404.35	1,821,230.57	1,821,230.57	0.00
025 - TYLER CO AIRPORT	29,412.88	4.46	400.83	0.00	0.00	29,016.51	29,016.51	0.00
026 - TYLER CO. RODEO ARENA/FAIRGRND	27,590.38	32,203.93	2,046.55	0.00	0.00	57,747.76	57,747.76	0.00
027 - TDHCA OWNER OCCUPIED HOME GRAN	0.00	0.00	0.00	0.00	0.00	0.00	0.00	0.00
028 - ECONOMIC DEVELOPMENT	45,781.75	10,506.84	1,250.00	0.00	0.00	55,038.59	55,038.59	0.00
029 - BENEVOLENCE FUND	1,474.72	1,000.00	0.00	0.00	0.00	2,474.72	2,474.72	0.00
030 - DIST CL'K STATE APPROP	48,839.35	7.51	0.00	0.00	0.00	48,846.86	48,846.86	0.00
031 - COUNTY CLERK RMP	584,339.13	5,621.47	1,141.47	0.00	-341.18	589,160.31	589,160.31	0.00
032 - C D A FORFEITURE	1,501.59	-0.07	1,501.52	0.00	0.00	0.00	0.00	0.00
033 - SHERIFF FORFEITURE	0.00	0.00	0.00	0.00	0.00	0.00	0.00	0.00
034 - DISTRICT CLERK RMP	552.44	105.10	0.00	0.00	0.00	657.54	657.54	0.00
035 - TEMPLE FOUND/ARE YOU O K GRANT	0.00	0.00	0.00	0.00	0.00	0.00	0.00	0.00
036 - LIBRARY FUND	24,349.72	25,483.63	1,201.48	0.00	0.00	48,631.87	48,631.87	0.00
037 - T C COLLECTION CENTER	512,323.98	158,183.28	15,601.37	0.00	-2,923.08	657,828.97	657,828.97	0.00
038 - VIOLENCE AGAINSTWOMEN SPEC PR	25,989.48	0.00	0.00	0.00	0.00	25,989.48	25,989.48	0.00
039 - TXCDBG SMALL BUSINESS LOAN PRJ	0.00	557.50	557.50	0.00	0.00	0.00	0.00	0.00
040 - TXCDBG WATER IMPROVEMENTS GRAN	0.00	0.00	0.00	0.00	0.00	0.00	0.00	0.00
041 - PEACE OFFICER SERVICE FEES	46,158.14	107.11	0.00	0.00	0.00	46,265.25	46,265.25	0.00
042 - HELP AMERICA VOTE ACT GRANT	0.00	0.00	0.00	0.00	0.00	0.00	0.00	0.00
043 - JAIL INTEREST & SINKING	799,899.67	124.79	15,556.98	0.00	0.00	784,467.48	784,467.48	0.00
044 - COURTHOUSE SECURITY	10,355.63	25,779.36	4,347.87	0.00	-1,000.00	32,787.12	32,787.12	0.00
045 - COUNTY-RMP	82,148.43	219.53	0.00	0.00	0.00	82,367.96	82,367.96	0.00
046 - STATE-CRIME STOPPERS	4.00	0.00	0.00	0.00	0.00	4.00	4.00	0.00
047 - COUNTY-WIDE RIGHT-OF-WAY FUNDB	930,439.28	143.00	0.00	0.00	0.00	930,582.28	930,582.28	0.00
048 - EMERGENCY DISASTER RELIEF	2,232,472.35	343.10	0.00	0.00	0.00	2,232,815.45	2,232,815.45	0.00
049 - C D A TRUST	15,434.70	1,537.91	1,537.91	0.00	0.00	15,434.70	15,434.70	0.00
050 - C D A FEES	1,179.76	370.39	0.00	0.00	0.00	1,550.15	1,550.15	0.00
051 - CDA STATE APPROPRIATIONS FUND	27,524.74	4.23	19,358.13	0.00	0.00	8,170.84	8,170.84	0.00

Treasurers Report

Date Range: 03/01/2018 - 03/31/2018


Fund	Beginning Cash Balance	Revenues	Expenses	Net Change Assets	Net Change Liabilities	Calculated Ending Balance	Actual Ending Balance	Calculated - Actual Ending
052 - ALTERNATE DISPUTE RESOLUTION	681.45	360.06	632.16	0.00	0.00	409.35	409.35	0.00
053 - ADULT PROBATION	102,789.31	66,762.57	37,839.21	0.00	-8,169.98	139,882.65	139,882.65	0.00
054 - JUVENILE PROBATION	106,165.62	29,683.50	34,935.11	0.00	-6,469.85	107,383.86	107,383.86	0.00
055 - STATE-CRIM JUSTICE PLANNING	0.07	0.00	0.00	0.00	0.00	0.07	0.07	0.00
056 - STATE-JUDICIAL EDUCATION	357.47	112.39	0.00	0.00	0.00	469.86	469.86	0.00
057 - STATE-LEOCE	0.40	0.00	0.00	0.00	0.00	0.40	0.40	0.00
058 - STATE-JUVENILE DIVERSION	0.00	0.00	0.00	0.00	0.00	0.00	0.00	0.00
059 - STATE-CVC	2,584.36	96.20	0.00	0.00	0.00	2,680.56	2,680.56	0.00
060 - STATE-OCLF INSURANCE	0.00	0.00	0.00	0.00	0.00	0.00	0.00	0.00
061 - STATE-DPS ARREST FEE	33,003.65	430.45	0.00	0.00	0.00	33,434.10	33,434.10	0.00
062 - STATE-COMP REHABILITAT'N	0.00	0.00	0.00	0.00	0.00	0.00	0.00	0.00
063 - STATE-GENERAL REVENUE	43.68	0.00	0.00	0.00	0.00	43.68	43.68	0.00
064 - STATE-LAW ENFORCEMENT MGT	0.20	0.00	0.00	0.00	0.00	0.20	0.20	0.00
065 - STATE-BREATH ALCOHOL TEST	0.00	0.00	0.00	0.00	0.00	0.00	0.00	0.00
066 - STATE-LEOA	0.57	0.00	0.00	0.00	0.00	0.57	0.57	0.00
067 - STATE-TLFTA	8,666.53	1,089.93	0.00	0.00	0.00	9,756.46	9,756.46	0.00
068 - STATE-TIME PAYMENT	14,840.36	131.16	0.00	0.00	0.00	14,971.52	14,971.52	0.00
069 - STATE-FUGITIVE APPREHENSION	185.34	5.99	0.00	0.00	0.00	191.33	191.33	0.00
070 - STATE-CONSOLIDATED COURT COSTS	33,508.02	3,945.38	0.00	0.00	0.00	37,453.40	37,453.40	0.00
071 - STATE-JUVENILE CRIME & DELINQ	18.71	0.60	0.00	0.00	0.00	19.31	19.31	0.00
072 - TYLER COUNTY SEACH & RESCUE	198.38	0.03	0.00	0.00	0.00	198.41	198.41	0.00
073 - JUSTICE COURT TECHNOLOGY FUND	48,377.42	368.05	160.52	0.00	0.00	48,584.95	48,584.95	0.00
074 - HOMELAND SECURITY	9,827.17	1.51	0.00	0.00	0.00	9,828.68	9,828.68	0.00
075 - CORR MGT INST TX/CRIM JUST CTR	94.87	0.60	0.00	0.00	0.00	95.47	95.47	0.00
076 - EMERGENCY OPERATIONS CENTER	122,139.60	192,824.51	19,303.11	0.00	-4,564.53	300,225.53	300,225.53	0.00
077 - STATE-CHILD SAFETY SEAT & SEAT BELT VIOLATIONS	37,396.00	232.98	0.00	0.00	0.00	37,628.98	37,628.98	0.00
078 - STATE-TRAFFIC FEE	5,924.08	1,920.45	0.00	0.00	0.00	7,844.53	7,844.53	0.00
079 - STATE-BAIL BOND FEE	2,373.15	660.47	0.00	0.00	0.00	3,033.62	3,033.62	0.00
080 - STATE-EMS TRAUMA FUND	1,017.14	167.51	0.00	0.00	0.00	1,184.65	1,184.65	0.00
081 - STATE-SEXUAL ASSAULT PROGRAM	0.00	0.00	0.00	0.00	0.00	0.00	0.00	0.00
082 - STATE-SUBSTANCE ABUSE FELONY	0.00	0.00	0.00	0.00	0.00	0.00	0.00	0.00
083 - STATE-DNA TESTING FEE	1,080.82	78.00	0.00	0.00	0.00	1,158.82	1,158.82	0.00
084 - STATE-CHILD ABUSE PREVENTION F	422.00	0.00	0.00	0.00	0.00	422.00	422.00	0.00
085 - STATE-JUDICIAL SUPPORT FEES	65,436.74	1,620.31	0.00	0.00	0.00	67,057.05	67,057.05	0.00
086 - JURY REIMBURSEMENT FEE	4,607.99	364.11	0.00	0.00	0.00	4,972.10	4,972.10	0.00
087 - CVA COORDINATING TEAM	13,758.03	0.00	0.00	0.00	0.00	13,758.03	13,758.03	0.00
088 - TJPC-TITLE IVE FUND	35,630.53	5.48	0.00	0.00	0.00	35,636.01	35,636.01	0.00
089 - TYLER COUNTY NUTRITION CENTER	91,891.06	58,663.74	2,613.65	0.00	0.00	147,941.15	147,941.15	0.00
090 - STATE-SPECIALTY COURT PROGRAM	4,365.03	7.34	0.00	0.00	0.00	4,372.37	4,372.37	0.00
091 - TXCDBG DISASTER RECOVERY PROJE	0.00	0.00	0.00	0.00	0.00	0.00	0.00	0.00
092 - '07 TXCDBG FLOOD DISASTER PROJ	0.00	0.00	0.00	0.00	0.00	0.00	0.00	0.00
093 - PAYROLL ACCOUNT	148,163.38	0.00	0.00	148,163.38	0.00	0.00	0.00	0.00
094 - STATE - INDIGENT DEFENSE FUND	2,703.41	184.12	0.00	0.00	0.00	2,887.53	2,887.53	0.00

Treasurers Report

Date Range: 03/01/2018 - 03/31/2018


Fund	Beginning Cash Balance	Revenues	Expenses	Net Change Assets	Net Change Liabilities	Calculated Ending Balance	Actual Ending Balance	Calculated - Actual Ending
095 - STATE- APPELLATE JUDICIAL FUND	5,359.43	-89.19	0.00	0.00	0.00	5,270.24	5,270.24	0.00
096 - CHILD WELFARE BOARD FUND	3,288.02	0.51	0.00	0.00	0.00	3,288.53	3,288.53	0.00
097 - CHILD SAFETY FUND	90,429.97	16,117.20	0.00	0.00	0.00	106,547.17	106,547.17	0.00
098 - TC DISASTER PROJECT ROUND II	0.00	0.00	0.00	0.00	0.00	0.00	0.00	0.00
099 - TYLER COUNTY JUSTICE GRANT	0.00	0.00	0.00	0.00	0.00	0.00	0.00	0.00
100 - DETCOG SOCIAL SERVICES BLOCK G	279.97	0.04	0.00	0.00	0.00	280.01	280.01	0.00
101 - SUPPLEMENT COURT QUARDIANSHIP	18,417.03	122.85	0.00	0.00	0.00	18,539.88	18,539.88	0.00
102 - WATER IMPROVEMENT GRANT-FRED	0.00	0.00	0.00	0.00	0.00	0.00	0.00	0.00
103 - DISTRICT COURT CRIMINAL TECHNOLOGY FUND	22,244.96	197.45	0.00	0.00	0.00	22,442.41	22,442.41	0.00
104 - TXCDBG DRS 10191GRANT	0.00	0.00	0.00	0.00	0.00	0.00	0.00	0.00
105 - ED BYRNES MEMORIAL JAG GRANT	0.00	0.00	0.00	0.00	0.00	0.00	0.00	0.00
106 - TXCDBG DRS 010191 IKE RECOVERY	0.00	0.00	0.00	0.00	0.00	0.00	0.00	0.00
107 - TXCDBG DRS 220191 GRANT	0.00	0.00	0.00	0.00	0.00	0.00	0.00	0.00
108 - TX CDBG SENIOR CITIZEN PROJECT	0.00	0.00	0.00	0.00	0.00	0.00	0.00	0.00
109 - DETCOG COMMUNICATIONS GRANT	0.00	0.00	0.00	0.00	0.00	0.00	0.00	0.00
110 - STATE MOVING VIOLATION FEES	45.15	6.30	0.00	0.00	0.00	51.45	51.45	0.00
111 - COURTHOUSE RESTORATION	91,562.38	75,000.00	54,795.47	0.00	0.00	111,766.91	111,766.91	0.00
112 - LEGISLATIVE SERVICES	20,174.50	10,500.00	0.00	0.00	0.00	30,674.50	30,674.50	0.00
113 - CIVIL FEES - ADULT PROBATION	50,691.41	180.81	52.65	0.00	0.00	50,819.57	50,819.57	0.00
114 - ELECTED OFFICIALS FUND	0.00	0.00	0.00	0.00	0.00	0.00	0.00	0.00
980 - GENERAL FIXED ASSETS	0.00	0.00	0.00	0.00	0.00	0.00	0.00	0.00
999 - POOLED CASH	0.00	0.00	0.00	56,559.18	0.00	-56,559.18	0.00	-56,559.18
Report Total:	14,541,413.02	4,712,237.16	2,942,173.57	204,722.56	-204,722.56	16,311,476.61	16,368,035.79	-56,559.18

First National Bank Now Account
Interest Rate 0.17 %
(Per Depository Contract Agreement)
***This rate became available July 31, 2016**





Sue Saunders, County Treasurer
Woodville, Texas
Tyler County


SWORN AND SUBSCRIBED before me by, Hon. Jacques L. Blanchette, County Judge, Hon. Martin F. Nash, Commissioner Pct. I, Hon. James T. "Rusty" Hughes, Commissioner Pct. II, Hon. Mike Marshall, Commissioner Pct. III, Hon. Jack A. Walston, Commissioner Pct. IV, County Commissioners' Court of Tyler County, Woodville, Texas each and Respectively, on the 11th day of April, A.D., 2018



Donece Gregory
County Clerk, Tyler County


WITNESS OUR HANDS, officially, this 11 day of APR, A.D., 2018


Jacques L. Blanchette, County Judge
Tyler County, Texas


Martin F. Nash, Pct. I Commissioner
Tyler County, Texas


James T. "Rusty" Hughes, Pct. II Commissioner
Tyler County, Texas


Mike Marshall, Pct. III Commissioner
Tyler County, Texas


Jack A. Walston, Pct. IV Commissioner
Tyler County, Texas

FEE CODE	FEE DESCRIPTION	GL ACCOUNT	COLLECTED	REVERSL	LIABILITY	OFFENSES					
						PRIOR TO 9-01-91	9-01-91 THRU 8-31-97	9-01-97 THRU 8-30-99	8-31-99 THRU 8-31-01	9-01-01 THRU 12-31-03	AFTER 1-01-04
BC	BIRTH CERTIFICATE		22.00		22.00						
CAR	CAR FUND		15.00		15.00						
COA	CERTIFICATE OF ADOPTION		25.00		25.00						
OCS	OUT OF COUNTY SHERIFF'S FEE		70.00		70.00						
REFND	REFUND		84.00		84.00						
	TOTAL DEPT				216.00						
	TOTAL FUND				216.00						
CJCPT	CIVIL JUD COURT PERSONNEL TRAINING	010-325-041	140.00		140.00						
	TOTAL DEPT				140.00						
SC	STATE COMPTROLLER	010-361-002	1,235.00		1,235.00						
	TOTAL DEPT				1,235.00						
JSF	JURY SERVICE FEE	010-363-020	8.00		8.00						8.00
FPF	FAMILY PROTECTION FEE	010-363-027	120.00		120.00						
CIVIL	DISTRICT CLERK FEES	010-363-032	3,144.00		3,144.00						1.00
CREP	COURT REPORTER	010-363-032	330.00		330.00						
CRIM	CRIMINAL DISTRICT CLERK FEES	010-363-032	123.00		123.00						45.00
EFILE	HB2302 STATE ELECTRONIC FILE SYSTEM	010-363-032	870.00		870.00						10.00
JURY	JURY	010-363-032	40.00		40.00						
SHF	SHERIFF	010-363-032	844.00		844.00						
FINE	FINE	010-363-033	32.00		32.00						32.00
ILS	INDIGENT LEGAL FEE	010-363-038	210.00		210.00						
	TOTAL DEPT				5,721.00						96.00
	TOTAL FUND				7,096.00						96.00

FEE CODE	FEE DESCRIPTION	GL ACCOUNT	COLLECTED	REVERSL	LIABILITY	OFFENSES					
						PRIOR TO 9-01-91	9-01-91 THRU 8-31-97	9-01-97 THRU 8-30-99	8-31-99 THRU 8-31-01	9-01-01 THRU 12-31-03	AFTER 1-01-04
DCRMP	DISTRICT CLERK RECORDS MANAGEMENT	034-361-014	150.00		150.00						5.00
RAF	RECORD ARCHIVE FEE	034-361-015	145.00		145.00						
	TOTAL DEPT				295.00						5.00
	TOTAL FUND				295.00						5.00
LF	LIBRARY FEE	036-363-032	440.00		440.00						
	TOTAL DEPT				440.00						
	TOTAL FUND				440.00						
CRCSP	COURTHOUSE SECURITY	044-363-033	10.00		10.00						10.00
CSF	COURTHOUSE SECURITY	044-363-033	130.00		130.00						
	TOTAL DEPT				140.00						10.00
	TOTAL FUND				140.00						10.00
CRRMP	RECORDS MANAGEMENT	045-361-013	28.00		28.00						28.00
RMP	RECORDS MANAGEMENT	045-361-013	145.00		145.00						
	TOTAL DEPT				173.00						28.00
	TOTAL FUND				173.00						28.00
ADR	ALTERNATE DISPUTE RESOLUTION	052-363-032	330.00		330.00						
	TOTAL DEPT				330.00						
	TOTAL FUND				330.00						
CVC	CRIME VICTIMS COMPENSATION	059-363-028	15.00		15.00					15.00	
	TOTAL DEPT				15.00					15.00	
	TOTAL FUND				15.00					15.00	

CAS123 RUN ON 04/03/2018 07:50
03/01/2018 THRU 03/31/2018

COLLECTIONS + DIRECT DEPOSIT FOR DISTRICT CLERK

PAGE 4
REPORT FORMAT: ALL

PAYMENT TYPE		POSTING CLERK	
C	2,923.00	AC	2,509.00
K	1,762.00	DH	1,486.00
D	5,706.00	LB	3,548.00
O	278.00	RC	2,786.00
R	25.00	CLP	315.00

TYLER COUNTY CLERK
Monthly Report
MARCH '18

County Funds Collected	\$ 26,965.24
State Comptroller Fees Collected	\$ 3,313.20
Registry Account	\$ 598.00
Now Account Interest Earned	Account # 010-35100 \$ 1.61
Total Amount Reported	\$ 30,878.05

State Comptroller Fees

State Birth Certificate Fees (STATB)	Account # 010-31153	\$ 108.00
State Children's Trust (STATE)	Account # 010-31153	\$ 511.00
Basic Civil Legal Service Fees/Indigents(BCLSI)	Account # 010-32129	\$ 40.00
Civil/Probate Jud Court Personnel Training (CJCPT)	Account # 010-32542	\$ 30.00
Judicial Fund - Salary, etc. (JF)	Account # 010-31153	\$ 508.01
Judicial Salary Fund 133.154LGC (JSF)	Account # 085-32516	\$ 411.22
Judicial Court Personnel Training (JCPT)	Account # 056-32516	\$ 25.09
Juror Reimbursement Fee (JRF)	Account # 086-32516	\$ 50.13
Compensation to Victims of Crime (CVC)	Account # 059-32515	\$ 238.72
Fugitive Apprehension (FA)	Account # 069-32514	\$ 62.68
Consolidated Court Cost (CCC)	Account # 070-32514	\$ 271.39
Indigent Defense Fund (IDF)	Account # 094-32516	\$ 25.09
Juvenile Crime Delinquency (JCD)	Account # 071-32514	\$ 6.28
Judicial Education Fees (JUDED)	Account # 056-32516	
State Arrest Fees (STARR)	Account # 061-32514	\$ 62.68
Partial Payment Plan (PAYPL)	Account # 068-32514	\$ 262.73
Correctional Management Institute (CMIT)	Account # 075-32514	\$ 6.28
Emergency Medical Trauma (EMS)	Account # 080-32123	\$ 180.17
Drug Court Program (DCP)	Account # 090-32525	\$ 90.10
9th Court of Appeals (9CRTA)	Account # 095-32516	\$ 40.00
Non Disclosure Court Cost (NDISC)	Account # 010-31153	\$ 91.00
Crime Stoppers (CSTOP)	Account#046-32512	
Law Enforcement Management Inst.(LEMI)	Account#064-32512	
General Revenue Fees (GENRV)	Account#063-32512	
State eFiling Cost (E-FILE)	Account # 010-32531	\$ 292.63
Total		\$ 3,313.20

County Funds Collected

Judges Fee in Civil (CVJUD)	Account # 010-32516	
Fees in Lieu of Community Service (CSERV)	Account #010-32109	
Clerk Records Management Fees (RMPCK)	Account # 031-32524	\$ 3,777.50
Clerk Records Archive Fees (ARCHV)	Account # 031-31143	\$ 3,837.00
Courthouse Security Fees (CHS)	Account # 044-32112	\$ 466.59
Alternate Dispute Resolution System (ADRS)	Account # 052-32516	\$ 120.00
County Clerk Fees	Account # 010-32516	\$ 14,001.37
County Clerk Fines (FINE) 40 %	Account # 020-32517	\$ 1,640.30
County Clerk Fines (FINE) 60%	Account # 010-32517	\$ 2,460.44
Probate Judicial Education Fees (PRJED)	Account # 010-32118	\$ 30.00
Civil Law Library Fees (CVLAW)	Account # 036-32517	\$ 40.00
Probate Law Library Fees (PRLAW)	Account # 036-32517	\$ 120.00
Courthouse Records Management (RMPCO)	Account # 045-32527	\$ 322.04
Supplemental Court Initiated Guardianship (SCIG)	Account # 101-31148	\$ 120.00
Traffic Fee on Class C Misd (TRAFF)	Account # 078-32500	\$ 30.00
Total		\$ 26,965.24

Check to County Treasurer (CK 1875)	\$ 30,280.05
Check to Registry Account (CK 1876)	\$ 598.00
Total Check Written	\$ 30,878.05

Subscribed & Sworn to before me on the 10th day of April 2018.


 Donee Gregory, Tyler County Clerk

Great Green Salad Day



Kelly Jobe, CEA-FCH-March 2018 efforts continued

Educational Programs: (5)

Total Contacts – approx. 800

At Educational Events – 500

Other Contacts – approx. 300

Media Outreach:

Face Book Pages

Tyler County Agrilife Extension-13 posts; 5280 direct contacts; 2547 indirect contacts: 440 likes
Tyler County 4-H - 13 posts; 4056 direct contacts; 3352 indirect contacts: 312 likes

News –

Agents' Advice Newsletter – Printed/Distributed: 50 emailed: 439 mailed: 41

Also, Posted on Facebook page and website this month

4-H Newsletter – flyers - Mass emails- 388 sent; Personal Contacts-200

People Reached-500

Tyler County Booster- 3 Article(s) - 2,467 Subscribers 5,000 printed copies

Educational Programs: Programs Presented: 8

Program Participants: approximately 415

Educational Contacts Include : Telephone: approximately 35

Email: approximately 1000

Office Visits: approximately 10

Site Visits: approximately 6

Other In-Person Contacts : approximately 4500

Media Outreach:

Tyler County Booster: 5 AGNR Extension Entries

2467 Subscribers and Printed 5000

Booster Total Outreach: 37,335 copies of paper.

Tyler County Agent's Advice Newsletter: 70

439 Emailed and Shared on Facebook and Website

41 Mailed Out

Social Media Contacts include :

Facebook:

AgriLife -- 435 + 5 gained = 440 Followers X 11 Posts = 4,480 Direct Contacts

2,328 Indirect Contacts

Tyler County 4H -300 +12 gained = 312 Followers X 13 Posts = 4,056 Direct Contacts

3,352 Indirect Contacts

Social Media Total Contacts : 14,216

Total Tyler County Contacts on behalf of AgriLife Extension By Jacob Spivey : 57,514

Miles Traveled within the County: Approximately 800 miles

Miles Traveled Outside of the County: Approximately 1700 miles

Total Miles Traveled By Jacob Spivey on behalf of Tyler County AgriLife Extension : Approximately 2500 miles

Educational programs of the Texas A&M AgriLife Extension Service are open to all people without regard to race, color, religion, sex, national origin, age, disability, genetic information or veteran status. The Texas A&M University System, U.S. Department of Agriculture, and the County Commissioners Courts of Texas Cooperating

Making a

Difference Tyler County

TEXAS A&M
AGRILIFE
EXTENSION

Extension Newsletter for Commissioners Court

Overview of major programming efforts of County Agent Jacob Spivey for month March:

March 1: Agent Organized and Hosted "Drive Safe or Die" Safe Driving Event (Approximately 300 Attended)

March 1: Agent Hosted Woodville Lion's Club Meeting (Approximately 30 Attended)

March 5: Agent Hosted Pesticide Applicator Training (1 Attended)

March 5: Agent Attended Board of Director's Meeting for Tyler County Farm Bureau (approximately 10 Attended)

March 6: Agent Chaired Woodville Lion's Club Board of Director's Meeting (Approximately 15 Attended)

March 7: Agent Hosted Tyler County Agriculture Program Area Committee Meeting (approximately 8 attended)

March 8: Agent Attend HLSR Heifer Show

March 9: Agent Attended HLSR Heifer Show

March 10: Agent Attended HLSR Heifer Show

March 11: Agent Attended HLSR Barrow Show

March 12; Agent Attended HLSR Barrow Show

March 13: Agent Hosted Soil Program (Approximately 25 attended)

March 14: Agent Taught LGEG curriculum at Chester Elementary (Approximately 25 attended)

Educational programs of the Texas A&M AgriLife Extension Service are open to all people without regard to race, color, religion, sex, national origin, age, disability, genetic information or veteran status. The Texas A&M University System, U.S. Department of Agriculture, and the County Commissioners Courts of Texas Cooperating

March 15: Agent Hosted Woodville Lion's Club Meeting (Approximately 30 attended)

March 15: Agent Attended Rodeo Austin Barrow Show

March 16: Agent Attended Rodeo Austin Barrow Show

March 17: Agent Attended Rodeo Austin Barrow Show

March 21: Agent Taught LGEG Curriculum at Chester Elementary (Approximately 25 Attended)

March 22: Agent Hosted Woodville Lion's Club Meeting (Approximately 30 Attended)

March 23: Agent met with supervisor for yearly performance appraisal and audit.

March 24: Agent Attended YMBL Barrow Show

March 27: Agent Hosted Tyler County Beekeepers Association Meeting (Approximately 6 attended)

March 28: Agent Taught LGEG Curriculum at Chester Elementary (Approximately 25 Attended)


March 29: Agent Attended Woodville Lion's Club Meeting (Approximately 30 Attended)

March 30: Agent Judged the Tyler County Hospital Western Wear Competition (Approximately 30 Attended)

March 30: Agent rode in the Woodville Lion's Club Western Weekend Rodeo Grand Entry (Approximately 500 Attended)

March 31: Agent rode in the Woodville Lion's Club Western Weekend Rodeo Grand Entry (Approximately 1000 Attended)

Educational programs of the Texas A&M AgriLife Extension Service are open to all people without regard to race, color, religion, sex, national origin, age, disability, genetic information or veteran status. The Texas A&M University System, U.S. Department of Agriculture, and the County Commissioners Courts of Texas Cooperating



**Tyler County
Auditor's Report
March 2018**



Pooled Cash Report

Tyler County, TX

Date Range: 03/01/2018 - 03/31/2018

ACCOUNT #	ACCOUNT NAME	BEGINNING BALANCE	CURRENT ACTIVITY	CURRENT BALANCE
CLAIM ON CASH				
010-10100	TREASURER'S CHECKING	3,707,850.05	823,214.71	4,531,064.76
011-10100	TREASURER'S CHECKING	0.00	0.00	0.00
020-10100	TREASURER'S CHECKING	0.00	0.00	0.00
021-10100	TREASURER'S CHECKING	1,091,310.64	68,760.16	1,160,070.80
022-10100	TREASURER'S CHECKING	719,224.40	173,785.55	893,009.95
023-10100	TREASURER'S CHECKING	1,036,099.91	190,255.27	1,226,355.18
024-10100	TREASURER'S CHECKING	1,635,152.01	186,078.56	1,821,230.57
025-10100	TREASURER'S CHECKING	29,412.88	(396.37)	29,016.51
026-10100	TREASURER'S CHECKING	27,590.38	30,157.38	57,747.76
028-10100	TREASURER'S CHECKING	45,781.75	9,256.84	55,038.59
029-10100	TREASURER'S CHECKING	1,474.72	1,000.00	2,474.72
030-10100	TREASURER'S CHECKING	48,839.35	7.51	48,846.86
031-10100	TREASURER'S CHECKING	584,339.13	4,821.18	589,160.31
032-10100	TREASURER'S CHECKING	1,501.59	(1,501.59)	0.00
033-10100	TREASURER'S CHECKING	0.00	0.00	0.00
034-10100	TREASURER'S CHECKING	552.44	105.10	657.54
036-10100	TREASURER'S CHECKING	24,349.72	24,282.15	48,631.87
037-10100	TREASURER'S CHECKING	512,323.98	145,504.99	657,828.97
039-10100	TREASURER'S CHECKING	0.00	0.00	0.00
041-10100	TREASURER'S CHECKING	46,158.14	107.11	46,265.25
042-10100	TREASURER'S CHECKING	0.00	0.00	0.00
044-10100	TREASURER'S CHECKING	10,355.63	22,431.49	32,787.12
045-10100	TREASURER'S CHECKING	82,148.43	219.53	82,367.96
046-10100	TREASURER'S CHECKING	4.00	0.00	4.00
047-10100	TREASURER'S CHECKING	930,439.28	143.00	930,582.28
048-10100	TREASURER'S CHECKING	2,232,472.35	343.10	2,232,815.45
049-10100	TREASURER'S CHECKING	15,434.70	0.00	15,434.70
050-10100	TREASURER'S CHECKING	1,179.76	370.39	1,550.15
051-10100	TREASURER'S CHECKING	27,524.74	(19,353.90)	8,170.84
052-10100	TREASURER'S CHECKING	681.45	(272.10)	409.35
053-10100	TREASURER'S CHECKING	102,789.31	37,093.34	139,882.65
054-10100	TREASURER'S CHECKING	106,165.62	1,218.24	107,383.86
055-10100	TREASURER'S CHECKING	0.07	0.00	0.07
056-10100	TREASURER'S CHECKING	357.47	112.39	469.86
057-10100	TREASURER'S CHECKING	0.40	0.00	0.40
058-10100	TREASURER'S CHECKING	0.00	0.00	0.00
059-10100	TREASURER'S CHECKING	2,584.36	96.20	2,680.56
060-10100	TREASURER'S CHECKING	0.00	0.00	0.00
061-10100	TREASURER'S CHECKING	33,003.65	430.45	33,434.10
062-10100	TREASURER'S CHECKING	0.00	0.00	0.00
063-10100	TREASURER'S CHECKING	43.68	0.00	43.68
064-10100	TREASURER'S CHECKING	0.20	0.00	0.20
065-10100	TREASURER'S CHECKING	0.00	0.00	0.00
066-10100	TREASURER'S CHECKING	0.57	0.00	0.57
067-10100	TREASURER'S CHECKING	8,666.53	1,089.93	9,756.46
068-10100	TREASURER'S CHECKING	14,840.36	131.16	14,971.52
069-10100	TREASURER'S CHECKING	185.34	5.99	191.33
070-10100	TREASURER'S CHECKING	33,508.02	3,945.38	37,453.40
071-10100	TREASURER'S CHECKING	18.71	0.60	19.31
072-10100	TREASURER'S CHECKING	198.38	0.03	198.41
073-10100	TREASURER'S CHECKING	48,377.42	207.53	48,584.95
074-10100	TREASURER'S CHECKING	9,827.17	1.51	9,828.68
075-10100	TREASURER'S CHECKING	94.87	0.60	95.47

ACCOUNT #	ACCOUNT NAME	BEGINNING BALANCE	CURRENT ACTIVITY	CURRENT BALANCE	
076-10100	TREASURER'S CHECKING	122,139.60	178,085.93	300,225.53	
077-10100	TREASURER'S CHECKING	37,396.00	232.98	37,628.98	
078-10100	TREASURER'S CHECKING	5,924.08	1,920.45	7,844.53	
079-10100	TREASURER'S CHECKING	2,373.15	660.47	3,033.62	
080-10100	TREASURER'S CHECKING	1,017.14	167.51	1,184.65	
081-10100	TREASURER'S CHECKING	0.00	0.00	0.00	
082-10100	TREASURER'S CHECKING	0.00	0.00	0.00	
083-10100	TREASURER'S CHECKING	1,080.82	78.00	1,158.82	
084-10100	TREASURER'S CHECKING	422.00	0.00	422.00	
085-10100	TREASURER'S CHECKING	65,436.74	1,620.31	67,057.05	
086-10100	TREASURER'S CHECKING	4,607.99	364.11	4,972.10	
088-10100	TREASURER'S CHECKING	35,630.53	5.48	35,636.01	
089-10100	TREASURER'S CHECKING	91,891.06	56,050.09	147,941.15	
090-10100	TREASURER'S CHECKING	4,365.03	7.34	4,372.37	
091-10100	TREASURER'S CHECKING	0.00	0.00	0.00	
094-10100	TREASURER'S CHECKING	2,703.41	184.12	2,887.53	
095-10100	TREASURER'S CHECKING	5,359.43	(89.19)	5,270.24	
096-10100	TREASURER'S CHECKING	3,288.02	0.51	3,288.53	
097-10100	TREASURER'S CHECKING	90,429.97	16,117.20	106,547.17	
098-10100	TREASURER'S CHECKING	0.00	0.00	0.00	
099-10100	TREASURER'S CHECKING	0.00	0.00	0.00	
100-10100	TREASURER'S CHECKING	279.97	0.04	280.01	
101-10100	TREASURER'S CHECKING	18,417.03	122.85	18,539.88	
103-10100	TREASURER'S CHECKING	22,244.96	197.45	22,442.41	
104-10100	TREASURER'S CHECKING	0.00	0.00	0.00	
105-10100	TREASURER'S CHECKING	0.00	0.00	0.00	
109-10100	TREASURER'S CHECKING	0.00	0.00	0.00	
110-10100	TREASURER'S CHECKING	45.15	6.30	51.45	
111-10100	TREASURER'S CHECKING	91,562.38	20,204.53	111,766.91	
112-10100	TREASURER'S CHECKING	20,174.50	10,500.00	30,674.50	
113-10100	TREASURER'S CHECKING	50,691.41	128.16	50,819.57	
TOTAL CLAIM ON CASH		13,850,343.93	1,990,218.05	15,840,561.98	
CASH IN BANK					
Cash in Bank					
999-10100	Treasurer's Checking	13,850,343.93	1,990,218.05	15,840,561.98	
TOTAL: Cash in Bank		13,850,343.93	1,990,218.05	15,840,561.98	
TOTAL CASH IN BANK		13,850,343.93	1,990,218.05	15,840,561.98	
DUE TO OTHER FUNDS					
999-29999	Due To Other Funds	13,850,343.93	1,990,218.05	15,840,561.98	
TOTAL DUE TO OTHER FUNDS		13,850,343.93	1,990,218.05	15,840,561.98	
Claim on Cash	15,840,561.98	Claim on Cash	15,840,561.98	Cash in Bank	15,840,561.98
Cash in Bank	15,840,561.98	Due To Other Funds	15,840,561.98	Due To Other Funds	15,840,561.98
Difference	0.00	Difference	0.00	Difference	0.00

ACCOUNT #	ACCOUNT NAME	BEGINNING BALANCE	CURRENT ACTIVITY	CURRENT BALANCE
ACCOUNTS PAYABLE PENDING				
010-21010	Accounts Payable Pending	(26,994.33)	35,660.77	8,666.44
011-21010	Accounts Payable Pending	0.00	0.00	0.00
012-21010	Accounts Payable Pending	0.00	0.00	0.00
016-21010	Accounts Payable Pending	0.00	0.00	0.00
020-21010	Accounts Payable Pending	0.00	0.00	0.00
021-21010	Accounts Payable Pending	(3,665.59)	4,243.97	578.38
022-21010	Accounts Payable Pending	(2,306.87)	2,885.89	579.02
023-21010	Accounts Payable Pending	(3,387.36)	4,468.55	1,081.19
024-21010	Accounts Payable Pending	(2,417.15)	3,068.69	651.54
025-21010	Accounts Payable Pending	0.00	0.00	0.00
026-21010	Accounts Payable Pending	0.00	0.00	0.00
028-21010	Accounts Payable Pending	0.00	0.00	0.00
029-21010	Accounts Payable Pending	0.00	0.00	0.00
030-21010	Accounts Payable Pending	0.00	0.00	0.00
031-21010	Accounts Payable Pending	(42.34)	55.26	12.92
032-21010	Accounts Payable Pending	0.00	0.00	0.00
033-21010	Accounts Payable Pending	0.00	0.00	0.00
034-21010	Accounts Payable Pending	0.00	0.00	0.00
036-21010	Accounts Payable Pending	0.00	0.00	0.00
037-21010	Accounts Payable Pending	(599.12)	744.34	145.22
038-21010	Accounts Payable Pending	0.00	0.00	0.00
039-21010	Accounts Payable Pending	0.00	0.00	0.00
041-21010	Accounts Payable Pending	0.00	0.00	0.00
042-21010	Accounts Payable Pending	0.00	0.00	0.00
043-21010	Accounts Payable Pending	0.00	0.00	0.00
044-21010	Accounts Payable Pending	(269.99)	293.25	23.26
045-21010	Accounts Payable Pending	0.00	0.00	0.00
046-21010	Accounts Payable Pending	0.00	0.00	0.00
047-21010	Accounts Payable Pending	0.00	0.00	0.00
048-21010	Accounts Payable Pending	0.00	0.00	0.00
049-21010	Accounts Payable Pending	0.00	0.00	0.00
050-21010	Accounts Payable Pending	0.00	0.00	0.00
051-21010	Accounts Payable Pending	0.00	0.00	0.00
052-21010	Accounts Payable Pending	0.00	0.00	0.00
053-21010	Accounts Payable Pending	(1,881.32)	1,950.65	69.33
054-21010	Accounts Payable Pending	(1,538.65)	1,863.43	324.78
055-21010	Accounts Payable Pending	0.00	0.00	0.00
056-21010	Accounts Payable Pending	0.00	0.00	0.00
057-21010	Accounts Payable Pending	0.00	0.00	0.00
058-21010	Accounts Payable Pending	0.00	0.00	0.00
059-21010	Accounts Payable Pending	0.00	0.00	0.00
060-21010	Accounts Payable Pending	0.00	0.00	0.00
061-21010	Accounts Payable Pending	0.00	0.00	0.00
062-21010	Accounts Payable Pending	0.00	0.00	0.00
063-21010	Accounts Payable Pending	0.00	0.00	0.00
064-21010	Accounts Payable Pending	0.00	0.00	0.00
065-21010	Accounts Payable Pending	0.00	0.00	0.00
066-21010	Accounts Payable Pending	0.00	0.00	0.00
067-21010	Accounts Payable Pending	0.00	0.00	0.00
068-21010	Accounts Payable Pending	0.00	0.00	0.00
069-21010	Accounts Payable Pending	0.00	0.00	0.00
070-21010	Accounts Payable Pending	0.00	0.00	0.00
071-21010	Accounts Payable Pending	0.00	0.00	0.00
072-21010	Accounts Payable Pending	0.00	0.00	0.00
073-21010	Accounts Payable Pending	0.00	0.00	0.00
074-21010	Accounts Payable Pending	0.00	0.00	0.00
075-21010	Accounts Payable Pending	0.00	0.00	0.00
076-21010	Accounts Payable Pending	(1,122.47)	1,324.38	201.91
077-21010	Accounts Payable Pending	0.00	0.00	0.00
078-21010	Accounts Payable Pending	0.00	0.00	0.00

ACCOUNT #	ACCOUNT NAME	BEGINNING BALANCE	CURRENT ACTIVITY	CURRENT BALANCE	
079-21010	Accounts Payable Pending	0.00	0.00	0.00	
080-21010	Accounts Payable Pending	0.00	0.00	0.00	
081-21010	Accounts Payable Pending	0.00	0.00	0.00	
082-21010	Accounts Payable Pending	0.00	0.00	0.00	
083-21010	Accounts Payable Pending	0.00	0.00	0.00	
084-21010	Accounts Payable Pending	0.00	0.00	0.00	
085-21010	Accounts Payable Pending	0.00	0.00	0.00	
086-21010	Accounts Payable Pending	0.00	0.00	0.00	
088-21010	Accounts Payable Pending	0.00	0.00	0.00	
089-21010	Accounts Payable Pending	0.00	0.00	0.00	
090-21010	Accounts Payable Pending	0.00	0.00	0.00	
091-21010	Accounts Payable Pending	0.00	0.00	0.00	
093-21010	Accounts Payable Pending	0.00	0.00	0.00	
094-21010	Accounts Payable Pending	0.00	0.00	0.00	
095-21010	Accounts Payable Pending	0.00	0.00	0.00	
096-21010	Accounts Payable Pending	0.00	0.00	0.00	
097-21010	Accounts Payable Pending	0.00	0.00	0.00	
098-21010	Accounts Payable Pending	0.00	0.00	0.00	
099-21010	Accounts Payable Pending	0.00	0.00	0.00	
100-21010	Accounts Payable Pending	0.00	0.00	0.00	
101-21010	Accounts Payable Pending	0.00	0.00	0.00	
103-21010	Accounts Payable Pending	0.00	0.00	0.00	
104-21010	Accounts Payable Pending	0.00	0.00	0.00	
105-21010	Accounts Payable Pending	0.00	0.00	0.00	
107-21010	Accounts Payable Pending	0.00	0.00	0.00	
108-21010	Accounts Payable Pending	0.00	0.00	0.00	
109-21010	Accounts Payable Pending	0.00	0.00	0.00	
110-21010	Accounts Payable Pending	0.00	0.00	0.00	
111-21010	Accounts Payable Pending	0.00	0.00	0.00	
112-21010	Accounts Payable Pending	0.00	0.00	0.00	
113-21010	Accounts Payable Pending	0.00	0.00	0.00	
TOTAL ACCOUNTS PAYABLE PENDING		<u>(44,225.19)</u>	<u>56,559.18</u>	<u>12,333.99</u>	
<u>DUE FROM OTHER FUNDS</u>					
999-11000	Due From Other Funds	<u>(44,225.19)</u>	<u>56,559.18</u>	<u>12,333.99</u>	
TOTAL DUE FROM OTHER FUNDS		<u>(44,225.19)</u>	<u>56,559.18</u>	<u>12,333.99</u>	
<u>ACCOUNTS PAYABLE</u>					
999-21010	Accounts Payable Pending	<u>(44,225.19)</u>	<u>56,559.18</u>	<u>12,333.99</u>	
TOTAL ACCOUNTS PAYABLE		<u>(44,225.19)</u>	<u>56,559.18</u>	<u>12,333.99</u>	
AP Pending	12,333.99	AP Pending	12,333.99	Due From Other Funds	12,333.99
Due From Other Funds	12,333.99	Accounts Payable	12,333.99	Accounts Payable	12,333.99
Difference	<u>0.00</u>	Difference	<u>0.00</u>	Difference	<u>0.00</u>



Tyler County, TX Cash Position Report

Tyler County, TX

Date Range: 3/1/2018 - 3/31/2018


Fund	Beginning Cash Balance	Receipts	Disbursements	Ending Cash Balance
010: GENERAL FUND	3,707,850.05	2,209,556.10	1,386,341.39	4,531,064.76
011: ADVALOREM TAXES CLEARING	0.00	0.00	0.00	0.00
015: U. S. MARSHALL PRISONER REFU	0.00	0.00	0.00	0.00
020: GENERAL ROAD & BRIDGE	0.00	811,237.50	811,237.50	0.00
021: ROAD & BRIDGE I	1,091,310.64	225,596.08	156,835.92	1,160,070.80
022: ROAD & BRIDGE II	719,224.40	227,020.13	53,234.58	893,009.95
023: ROAD & BRIDGE III	1,036,099.91	280,581.95	90,326.68	1,226,355.18
024: ROAD & BRIDGE IV	1,635,152.01	255,885.94	69,807.38	1,821,230.57
025: TYLER CO AIRPORT	29,412.88	4.46	400.83	29,016.51
026: TYLER CO. RODEO ARENA/FAIRG	27,590.38	32,203.93	2,046.55	57,747.76
027: TDHCA OWNER OCCUPIED HOME	0.00	0.00	0.00	0.00
028: ECONOMIC DEVELOPMENT	45,781.75	10,506.84	1,250.00	55,038.59
029: BENEVOLENCE FUND	1,474.72	1,000.00	0.00	2,474.72
030: DIST CL'K STATE APPROP	48,839.35	7.51	0.00	48,846.86
031: COUNTY CLERK RMP	584,339.13	5,621.47	800.29	589,160.31
032: C D A FORFEITURE	1,501.59	469.73	1,971.32	0.00
033: SHERIFF FORFEITURE	0.00	0.00	0.00	0.00
034: DISTRICT CLERK RMP	552.44	105.10	0.00	657.54
035: TEMPLE FOUND/ARE YOU O K GR	0.00	0.00	0.00	0.00
036: LIBRARY FUND	24,349.72	25,483.63	1,201.48	48,631.87
037: T C COLLECTION CENTER	512,323.98	158,183.28	12,678.29	657,828.97
038: VIOLENCE AGAINSTWOMEN SPEC	0.00	0.00	0.00	0.00
039: TXCDBG SMALL BUSINESS LOAN	0.00	0.00	0.00	0.00
040: TXCDBG WATER IMPROVEMENTS	0.00	0.00	0.00	0.00
041: PEACE OFFICER SERVICE FEES	46,158.14	107.11	0.00	46,265.25
042: HELP AMERICA VOTE ACT GRANT	0.00	0.00	0.00	0.00
043: JAIL INTEREST & SINKING	0.00	0.00	0.00	0.00
044: COURTHOUSE SECURITY	10,355.63	25,779.36	3,347.87	32,787.12
045: COUNTY-RMP	82,148.43	219.53	0.00	82,367.96
046: STATE-CRIME STOPPERS	4.00	0.00	0.00	4.00
047: COUNTY-WIDE RIGHT-OF-WAY FL	930,439.28	143.00	0.00	930,582.28
048: EMERGENCY DISASTER RELIEF	2,232,472.35	343.10	0.00	2,232,815.45
049: C D A TRUST	15,434.70	1,537.91	1,537.91	15,434.70
050: C D A FEES	1,179.76	370.39	0.00	1,550.15
051: CDA STATE APPROPRIATIONS FU	27,524.74	4.23	19,358.13	8,170.84
052: ALTERNATE DISPUTE RESOLUTIC	681.45	360.06	632.16	409.35
053: ADULT PROBATION	102,789.31	66,762.57	29,669.23	139,882.65
054: JUVENILE PROBATION	106,165.62	29,755.91	28,537.67	107,383.86
055: STATE-CRIM JUSTICE PLANNING	0.07	0.00	0.00	0.07
056: STATE-JUDICIAL EDUCATION	357.47	112.39	0.00	469.86
057: STATE-LEOCE	0.40	0.00	0.00	0.40
058: STATE-JUVENILE DIVERSION	0.00	0.00	0.00	0.00


Fund	Beginning Cash Balance	Receipts	Disbursements	Ending Cash Balance
059: STATE-CVC	2,584.36	96.20	0.00	2,680.56
060: STATE-OCLEF INSURANCE	0.00	0.00	0.00	0.00
061: STATE-DPS ARREST FEE	33,003.65	430.45	0.00	33,434.10
062: STATE-COMP REHABILITAT'N	0.00	0.00	0.00	0.00
063: STATE-GENERAL REVENUE	43.68	0.00	0.00	43.68
064: STATE-LAW ENFORCEMENT MGT	0.20	0.00	0.00	0.20
065: STATE-BREATH ALCOHOL TEST	0.00	0.00	0.00	0.00
066: STATE-LEOA	0.57	0.00	0.00	0.57
067: STATE-TLFTA	8,666.53	1,089.93	0.00	9,756.46
068: STATE-TIME PAYMENT	14,840.36	131.16	0.00	14,971.52
069: STATE-FUGITIVE APPREHENSION	185.34	5.99	0.00	191.33
070: STATE-CONSOLIDATED COURT C	33,508.02	3,945.38	0.00	37,453.40
071: STATE-JUVENILE CRIME & DELINQ	18.71	0.60	0.00	19.31
072: TYLER COUNTY SEACH & RESCUI	198.38	0.03	0.00	198.41
073: JUSTICE COURT TECHNOLOGY FI	48,377.42	368.05	160.52	48,584.95
074: HOMELAND SECURITY	9,827.17	1.51	0.00	9,828.68
075: CORR MGT INST TX/CRIM JUST C	94.87	0.60	0.00	95.47
076: EMERGENCY OPERATIONS CENT	122,139.60	192,824.51	14,738.58	300,225.53
077: STATE-CHILD SAFETY SEAT & SE	37,396.00	232.98	0.00	37,628.98
078: STATE-TRAFFIC FEE	5,924.08	1,920.45	0.00	7,844.53
079: STATE-BAIL BOND FEE	2,373.15	660.47	0.00	3,033.62
080: STATE-EMS TRAUMA FUND	1,017.14	167.51	0.00	1,184.65
081: STATE-SEXUAL ASSAULT PROGR	0.00	0.00	0.00	0.00
082: STATE-SUBSTANCE ABUSE FELO	0.00	0.00	0.00	0.00
083: STATE-DNA TESTING FEE	1,080.82	78.00	0.00	1,158.82
084: STATE-CHILD ABUSE PREVENTIO	422.00	0.00	0.00	422.00
085: STATE-JUDICIAL SUPPORT FEES	65,436.74	1,620.31	0.00	67,057.05
086: JURY REIMBURSEMENT FEE	4,607.99	364.11	0.00	4,972.10
088: TJPC-TITLE IVE FUND	35,630.53	5.48	0.00	35,636.01
089: TYLER COUNTY NUTRITION CENT	91,891.06	58,663.74	2,613.65	147,941.15
090: STATE-SPECIALTY COURT PROGI	4,365.03	7.34	0.00	4,372.37
091: TXCDBG DISASTER RECOVERY P	0.00	0.00	0.00	0.00
092: '07 TXCDBG FLOOD DISASTER PR	0.00	0.00	0.00	0.00
094: STATE - INDIGENT DEFENSE FUN	2,703.41	184.12	0.00	2,887.53
095: STATE- APPELLATE JUDICIAL FUN	5,359.43	120.81	210.00	5,270.24
096: CHILD WELFARE BOARD FUND	3,288.02	0.51	0.00	3,288.53
097: CHILD SAFETY FUND	90,429.97	16,117.20	0.00	106,547.17
098: TC DISASTER PROJECT ROUND II	0.00	0.00	0.00	0.00
099: TYLER COUNTY JUSTICE GRANT	0.00	0.00	0.00	0.00
100: DETCOG SOCIAL SERVICES BLOC	279.97	0.04	0.00	280.01
101: SUPPLEMENT COURT GUARDIAN:	18,417.03	122.85	0.00	18,539.88
103: DISTRICT COURT CRIMINAL TECH	22,244.96	197.45	0.00	22,442.41
104: TXCDBG DRS 10191GRANT	0.00	0.00	0.00	0.00
105: ED BYRNES MEMORIAL JAG GRAI	0.00	0.00	0.00	0.00
107: TXCDBG DRS 220191 GRANT	0.00	0.00	0.00	0.00
108: TX CDBG SENIOR CITIZEN PROJE	0.00	0.00	0.00	0.00
109: DETCOG COMMUNICATIONS GRA	0.00	0.00	0.00	0.00

Fund	Beginning Cash Balance	Receipts	Disbursements	Ending Cash Balance
110: STATE MOVING VIOLATION FEES	45.15	6.30	0.00	51.45
111: COURTHOUSE RESTORATION	91,562.38	75,000.00	54,795.47	111,766.91
112: LEGISLATIVE SERVICES	20,174.50	10,500.00	0.00	30,674.50
113: CIVIL FEES - ADULT PROBATION	50,691.41	180.81	52.65	50,819.57
Total	13,850,343.93	4,734,004.10	2,743,786.05	15,840,561.98

TYLER COUNTY
 JUSTICE OF PEACE, PRECINT # 1
 TRISHER FORD
 MONTHLY REPORT FOR MARCH, 2018

RECEIPTS:				
TOTAL MONTHLY DEPOSIT				\$ 14382.76
BREAK-DOWN OF RECEIPTS				
COUNTY SHARE OF FINES				\$ 5120.90
SMALL CLAIMS/DEBIT CLAIMS/EVICTIONS /REPAIR & REMEDY				\$ 250.00
DEFENSIVE DRIVING- DSC FEES				\$ 128.70
MISCELLANEOUS FILE (WRIT'S, ABSTRACT, COPIES, JUDGMENTS)				\$
TOTAL OF ABOVE FOR GENERAL FUND			010-32501	\$ 5499.60
CHILD SAFETY SEAT – CSS	(CSS-CH SFTY SEAT)	077-32505	\$.30
CHILD SEAT BELT- CBELT	(CSB-CH SEAT BELT)	077-32505	\$	175.00
SEAT BELT- SBELT	(SB-SEAT BELT)	077-32505	\$	51.90
OVERPAYMENT-T9140 MORGAN,ADAM	(OVERPMT JP)	010-32501	\$	16.00
PARKS & WILDLIFE - P&W	(P&W JP)	010-32501	\$	311.10
JP PRIVATE COLLECTION FEES- PC30	(PC30 JP)	010-32501	\$	1860.99
TRAFFIC- TFC	(TFC-TRAFFIC)	010-32501	\$	137.99
COUNTY ARREST FEE- COAF	(COAF CO ARREST FEE)	010-32501	\$	10.00
STATE ARREST FEE- STAF	(STAF-ST ARREST FEE)	061-32500	\$	279.99
CRIMINAL JUSTICE PLANNING - CVC/CJP	(CJP JP)	055-32509	\$	
MOVING VIOLATION FEE - MVF	(MVP)	110-32500	\$	4.50
JURY REIMBURSEMENT FEE - JRF	(JRF-JURY REIMB)	086-32500	\$	232.00
COMPREHENSIVE REHABILITATION - CR	(CR COMP REHAB)	062-32509	\$	
TRUANCY PREVENTION & DIVERSION - TPDF	(TPD JP)	010-32534	\$	99.99
CHILD SAFETY-CS; OR BAT - (CS)	(CS-CH SFTY/BAT)	063-32509	\$	
LAW ENF. OFFICER'S STAND & EDUC- LEOSE&CE	(LEOSE &CE)	057-32509	\$	
LAW ENF. MANAGEMENT INSTITUTE- LEMI	(LEMI-MGMT INST)	064-32509	\$	
LAW ENF. OFFICER'S ADMINISTRATIVE-LEOA	(LEOA AADMIN)	066-32509	\$	
CONSOLIDATED COURT COST – CCC	(CCC JP)	070-32500	\$	2319.98
JUVENILE CRIME & DELINQUENCY - JCD	(JCD-JUV CR & DELQ.)	071-32500	\$	
FUGITIVE APPREHENSION - FA	(FA-FUGITIVE APP)	069-32500	\$	
COURTHOUSE SECURITY- CHS	(CHS JP)	044-32112	\$	232.00
TIME PAYMENT - TP	(TP TIME PMTS)	068-32500	\$	15.02
INDIGENT LEGAL STATE FEE FOR CIVIL – SFF	(IND LSF CIVIL-SFF)	059-32506	\$	60.00
CORRECTIONAL MANAGEMT INSTI. OF TX - CMIT	(CMIT)	075-32500	\$	
JUSTICE COURT TECHNOLOGY FUND - JPTEC	(JP TEC)	073-32500	\$	234.00
OMNI FTA PROGRAM – FTLA	(OMNI FTLA/FLTA)	067-32509	\$	848.43
JUDICIAL & COURT PERSONNEL TRA- JCPT (&CPT)	(JCPT JP)	010-32543	\$	
STATE TRAFFIC FEE - STF	(STF ST TRAFF FEE)	078-32500	\$	1379.99
JUDICIARY SUPPORT FEE - JSF	(JSF-JP)	085-32500	\$	347.98
INDIGENT DEFENSE FEE - IDF	(IDF IND DEF FEE)	094-32500	\$	116.00
JUSTICE OF PEACE E FILING FEE – EFILE	(E-FILE JP)	010-32533	\$	105.00
JUDICIAL COURT PERSONNEL TRAINING FEE- CJCPT	(CJCPT)	010-32543	\$	45.00
TOTAL RECEIPTS				\$ 14382.76


 JUSTICE OF PEACE, PCT 1, TYLER COUNTY, TEXAS



**Tyler County
Budget Report
March 2018**



Tyler County, TX

Budget Report Account Summary

For Fiscal: 2018 Period Ending: 04/30/2018

	Original Total Budget	Current Total Budget	Period Activity	Fiscal Activity	Variance Favorable (Unfavorable)	Percent Remaining
Fund: 010 - GENERAL FUND						
<u>010-30405</u>	2,690,083.06	2,690,083.06	0.00	0.00	-2,690,083.06	100.00 %
<u>010-31001</u>	6,453,919.00	6,453,919.00	0.00	5,891,373.12	-562,545.88	8.72 %
<u>010-31004</u>	600,000.00	600,000.00	0.00	163,447.86	-436,552.14	72.76 %
<u>010-31008</u>	50,000.00	50,000.00	0.00	0.00	-50,000.00	100.00 %
<u>010-31020</u>	160,000.00	160,000.00	0.00	72,907.02	-87,092.98	54.43 %
<u>010-31030</u>	1,500.00	1,500.00	0.00	491.93	-1,008.07	67.20 %
<u>010-31146</u>	25,000.00	25,000.00	0.00	0.00	-25,000.00	100.00 %
<u>010-31147</u>	30,000.00	30,000.00	0.00	17,263.42	-12,736.58	42.46 %
<u>010-31149</u>	50.00	50.00	0.00	0.00	-50.00	100.00 %
<u>010-31150</u>	20,000.00	20,000.00	0.00	2,038.88	-17,961.12	89.81 %
<u>010-31152</u>	100.00	100.00	0.00	0.00	-100.00	100.00 %
<u>010-31153</u>	7,500.00	7,500.00	0.00	2,225.36	-5,274.64	70.33 %
<u>010-31155</u>	15,000.00	15,000.00	0.00	3,300.00	-11,700.00	78.00 %
<u>010-31201</u>	15,000.00	15,000.00	0.00	5,050.00	-9,950.00	66.33 %
<u>010-31400</u>	100.00	100.00	0.00	0.00	-100.00	100.00 %
<u>010-32000</u>	400,000.00	400,000.00	0.00	283,251.64	-116,748.36	29.19 %
<u>010-32102</u>	100.00	100.00	0.00	0.00	-100.00	100.00 %
<u>010-32103</u>	70,000.00	70,000.00	0.00	18,245.77	-51,754.23	73.93 %
<u>010-32109</u>	24,000.00	24,000.00	0.00	0.00	-24,000.00	100.00 %
<u>010-32111</u>	1,000.00	1,000.00	0.00	0.00	-1,000.00	100.00 %
<u>010-32118</u>	265.00	265.00	0.00	120.00	-145.00	54.72 %
<u>010-32125</u>	1,500.00	1,500.00	0.00	360.00	-1,140.00	76.00 %
<u>010-32127</u>	325.00	325.00	0.00	50.00	-275.00	84.62 %
<u>010-32129</u>	1,500.00	1,500.00	0.00	820.00	-680.00	45.33 %
<u>010-32130</u>	100.00	100.00	0.00	0.00	-100.00	100.00 %
<u>010-32131</u>	3,500.00	3,500.00	0.00	212.00	-3,288.00	93.94 %
<u>010-32132</u>	0.00	0.00	2,722.50	10,890.00	10,890.00	0.00 %
<u>010-32133</u>	0.00	0.00	0.00	22,839.29	22,839.29	0.00 %
<u>010-32501</u>	65,000.00	65,000.00	0.00	17,712.12	-47,287.88	72.75 %
<u>010-32502</u>	10,000.00	10,000.00	0.00	804.27	-9,195.73	91.96 %
<u>010-32503</u>	10,000.00	10,000.00	0.00	2,673.78	-7,326.22	73.26 %
<u>010-32504</u>	10,000.00	10,000.00	175.00	1,642.42	-8,357.58	83.58 %
<u>010-32516</u>	200,000.00	200,000.00	0.00	30,680.97	-169,319.03	84.66 %
<u>010-32517</u>	30,000.00	30,000.00	0.00	1,386.49	-28,613.51	95.38 %
<u>010-32519</u>	75,000.00	75,000.00	1,047.00	25,057.12	-49,942.88	66.59 %
<u>010-32522</u>	50,000.00	50,000.00	2,239.29	6,205.28	-43,794.72	87.59 %
<u>010-32531</u>	2,000.00	2,000.00	0.00	831.58	-1,168.42	58.42 %
<u>010-32532</u>	2,000.00	2,000.00	0.00	2,600.00	600.00	130.00 %
<u>010-32533</u>	1,000.00	1,000.00	0.00	360.00	-640.00	64.00 %
<u>010-32534</u>	2,000.00	2,000.00	4.49	524.02	-1,475.98	73.80 %
<u>010-32535</u>	1,000.00	1,000.00	0.00	0.00	-1,000.00	100.00 %
<u>010-32536</u>	1,000.00	1,000.00	0.00	0.00	-1,000.00	100.00 %
<u>010-32537</u>	1,000.00	1,000.00	0.00	0.00	-1,000.00	100.00 %
<u>010-32538</u>	1,000.00	1,000.00	0.00	0.00	-1,000.00	100.00 %
<u>010-32542</u>	0.00	0.00	0.00	40.00	40.00	0.00 %
<u>010-32543</u>	0.00	0.00	0.00	45.00	45.00	0.00 %
<u>010-35100</u>	15,000.00	15,000.00	0.00	2,651.21	-12,348.79	82.33 %
<u>010-36109</u>	25,000.00	25,000.00	0.00	29,042.75	4,042.75	116.17 %
<u>010-37000</u>	11,500.00	11,500.00	95.00	5,775.26	-5,724.74	49.78 %
<u>010-37102</u>	16,000.00	16,000.00	2,306.50	25,373.17	9,373.17	158.58 %
<u>010-37103</u>	12,000.00	12,000.00	0.00	4,118.88	-7,881.12	65.68 %

		Original Total Budget	Current Total Budget	Period Activity	Fiscal Activity	Variance Favorable (Unfavorable)	Percent Remaining
010-37104	REIMBURSEMENTS-SHERIFF DEPAR	85,000.00	85,000.00	0.00	24,619.90	-60,380.10	71.04 %
010-37111	VINE/SAVNS REIMBURSEMENT	14,000.00	14,000.00	0.00	0.00	-14,000.00	100.00 %
010-37112	REIMBURSEMENT - ANIMAL CONT	500.00	500.00	0.00	0.00	-500.00	100.00 %
010-38100	CDA SALARY SUPPLEMENTS	85,000.00	85,000.00	0.00	27,176.66	-57,823.34	68.03 %
010-38107	REIMBURSEMENTS-HOSPITALIZATI	4,000.00	4,000.00	0.00	0.00	-4,000.00	100.00 %
010-38111	DONATIONS	100.00	100.00	0.00	0.00	-100.00	100.00 %
010-38113	OTHER INCOME	35,000.00	35,000.00	20.00	30,137.52	-4,862.48	13.89 %
010-38115	SALE OF SHERIFF'S CARS	1,000.00	1,000.00	0.00	0.00	-1,000.00	100.00 %
010-38116	SHERIFF SALES	1,000.00	1,000.00	17,290.94	17,794.14	16,794.14	1,779.41 %
010-38119	UNCLAIMED PROPERTY	100.00	100.00	0.00	0.00	-100.00	100.00 %
010-38120	UNUSED JURY MONEY	5,000.00	5,000.00	0.00	282.00	-4,718.00	94.36 %
010-39006	TRANSFER FROM VAW SPEC PROS	100.00	100.00	0.00	0.00	-100.00	100.00 %
010-39007	TRANSFER FROM CVA COORD TEA	100.00	100.00	0.00	0.00	-100.00	100.00 %
010-39010	TRANSFER FROM STATE COSTS	25,000.00	25,000.00	0.00	0.00	-25,000.00	100.00 %
010-39017	TRANSFER FROM CDA FORFEITURE	1,000.00	1,000.00	0.00	0.00	-1,000.00	100.00 %
010-39018	TRANSFER FROM CDA FEES	1,000.00	1,000.00	0.00	0.00	-1,000.00	100.00 %
010-39019	TRANSFER FROM CDA STATE APPR	1,000.00	1,000.00	0.00	19,358.13	18,358.13	1,935.81 %
Department: 401 - COMMISSIONER'S COURT							
010-401-31020	SHERIFF TAX SALES	1,000.00	1,000.00	0.00	33,087.70	-32,087.70	3,208.77 %
010-401-40050	PARTIME SALARIES	25,000.00	25,000.00	0.00	0.00	25,000.00	100.00 %
010-401-40100	SOCIAL SECURITY	268.00	268.00	0.00	0.00	268.00	100.00 %
010-401-40110	RETIREMENT	3,920.00	3,920.00	0.00	0.00	3,920.00	100.00 %
010-401-40130	WORKERS' COMPENSATION	50,000.00	50,000.00	0.00	14,990.00	35,010.00	70.02 %
010-401-40140	UNEMPLOYMENT INSURANCE	10,000.00	10,000.00	0.00	3,331.21	6,668.79	66.69 %
010-401-40150	CONTINGENCY/HOSPITALIZATION	952,666.00	952,666.00	0.00	182,298.87	770,367.13	80.86 %
010-401-40151	PAID VACATION LEAVE	20,000.00	20,000.00	0.00	0.00	20,000.00	100.00 %
010-401-42111	POSTAGE FOR POSTAGE METER	50,000.00	50,000.00	0.00	9,588.54	40,411.46	80.82 %
010-401-42136	LONG LEAF SOIL & WATER CONSER	2,000.00	2,000.00	0.00	2,000.00	0.00	0.00 %
010-401-42158	ELECTION EXPENSE	61,500.00	74,625.65	0.00	20,965.34	53,660.31	71.91 %
010-401-42178	CONTINGENCY FOR MISCELLANEO	400,000.00	400,000.00	0.00	47,178.68	352,821.32	88.21 %
010-401-42180	COURTHOUSE HISTORICAL SOCIETY	3,000.00	3,000.00	0.00	214.52	2,785.48	92.85 %
010-401-42185	LAW ENFORCEMENT LIAB INSURAN	45,000.00	45,000.00	0.00	0.00	45,000.00	100.00 %
010-401-42186	EAST TEXAS REGIONAL WATER	300.00	300.00	0.00	0.00	300.00	100.00 %
010-401-42201	FOSTER CHILD CARE	5,000.00	5,000.00	0.00	5,000.00	0.00	0.00 %
010-401-42203	RSVP CONTRIBUTION	200.00	200.00	0.00	0.00	200.00	100.00 %
010-401-42204	TYLER COUNTY YOUTH PROGRAMS	20,000.00	20,000.00	0.00	0.00	20,000.00	100.00 %
010-401-42206	SOUTHEAST TX R C & D	500.00	500.00	0.00	0.00	500.00	100.00 %
010-401-42218	TYLER COUNTY APPRAISAL DIST.	293,643.00	293,643.00	0.00	0.00	293,643.00	100.00 %
010-401-42231	HOUSING OF TCSO INMATES	300,000.00	300,000.00	0.00	20,195.13	279,804.87	93.27 %
010-401-42233	TRAVEL (COUNTY REPRESENTATION	10,000.00	10,000.00	0.00	341.15	9,658.85	96.59 %
010-401-42349	PUBLIC OFFICIALS LIAB INSURANC	26,000.00	26,000.00	0.00	0.00	26,000.00	100.00 %
010-401-42352	TC NUTRITION SERVICES	15,000.00	15,000.00	0.00	3,750.00	11,250.00	75.00 %
010-401-42500	COUNTY TELEPHONES	0.00	0.00	0.00	7,917.76	-7,917.76	0.00 %
010-401-42616	ADVERTISING	2,500.00	2,500.00	0.00	130.30	2,369.70	94.79 %
010-401-42628	CONTINGENCY FOR LEGAL FEES	2,000,000.00	2,000,000.00	0.00	5,112.25	1,994,887.75	99.74 %
010-401-42643	AUTOPSIES	40,000.00	40,000.00	0.00	9,351.00	30,649.00	76.62 %
010-401-42645	JUDICIAL EDUCATION	2,000.00	2,000.00	0.00	250.00	1,750.00	87.50 %
010-401-42649	ALLAN SHIVERS LIBRARY	127,700.00	127,700.00	0.00	31,750.00	95,950.00	75.14 %
010-401-42650	ASSOCIATION DUES	6,000.00	6,000.00	0.00	3,465.00	2,535.00	42.25 %
010-401-42652	BURKE CENTER	17,912.00	17,912.00	0.00	17,912.00	0.00	0.00 %
010-401-42658	HIGHWAY COALITION	7,000.00	7,000.00	0.00	0.00	7,000.00	100.00 %
010-401-42668	INDEPENDENT AUDIT	40,000.00	40,000.00	0.00	0.00	40,000.00	100.00 %
010-401-42672	JUVENILE DENTENTION SERVICE	10,000.00	10,000.00	0.00	0.00	10,000.00	100.00 %
010-401-42686	GARTH HOUSE	5,000.00	5,000.00	0.00	0.00	5,000.00	100.00 %
010-401-42688	GENERAL LIABILITY INSURANCE	25,000.00	25,000.00	0.00	0.00	25,000.00	100.00 %
010-401-42697	RADIO TOWER RENTAL	4,000.00	4,000.00	0.00	0.00	4,000.00	100.00 %
010-401-42701	RURAL FIRE PROTECTION	5,400.00	5,400.00	0.00	1,350.00	4,050.00	75.00 %
010-401-43621	SHERIFF VEHICLE LIABILITY	38,000.00	38,000.00	0.00	0.00	38,000.00	100.00 %

Budget Report

For Fiscal: 2018 Period Ending: 04/30/2018

		Original Total Budget	Current Total Budget	Period Activity	Fiscal Activity	Variance Favorable (Unfavorable)	Percent Remaining
010-401-48000	MISCELLANEOUS EXPENSE	15,100.00	15,100.00	0.00	28,302.64	-13,202.64	-87.43 %
010-401-48012	PAYMENT IN LIEU OF TAXES	8,000.00	8,000.00	0.00	0.00	8,000.00	100.00 %
010-401-49000	PAYMENTS TO THE STATE	60,000.00	60,000.00	0.00	16,948.89	43,051.11	71.75 %
Department: 401 - COMMISSIONER'S COURT Total:		4,708,609.00	4,721,734.65	0.00	465,430.98	4,256,303.67	90.14 %
Department: 402 - COUNTY CLERK							
010-402-40000	SALARIES	250,518.00	250,518.00	0.00	72,931.06	177,586.94	70.89 %
010-402-40100	SOCIAL SECURITY	19,165.00	19,165.00	0.00	4,979.95	14,185.05	74.02 %
010-402-40110	RETIREMENT	16,485.00	16,485.00	0.00	4,038.84	12,446.16	75.50 %
010-402-42100	OFFICE SUPPLIES	5,200.00	5,200.00	0.00	1,585.43	3,614.57	69.51 %
010-402-42150	UNIFORMS	1,750.00	1,750.00	0.00	79.95	1,670.05	95.43 %
010-402-42500	TELEPHONE	6,000.00	6,000.00	0.00	232.98	5,767.02	96.12 %
010-402-42651	BOOK BINDING	1,000.00	1,000.00	0.00	0.00	1,000.00	100.00 %
010-402-42659	TRAVEL & EDUCATION	4,850.00	5,334.50	0.00	1,817.96	3,516.54	65.92 %
010-402-42902	BONDS, INSURANCE	5,500.00	5,500.00	0.00	0.00	5,500.00	100.00 %
010-402-43200	PURCHASE OF EQUIPMENT	3,700.00	3,700.00	0.00	0.00	3,700.00	100.00 %
Department: 402 - COUNTY CLERK Total:		314,168.00	314,652.50	0.00	85,666.17	228,986.33	72.77 %
Department: 405 - VETERANS SERVICE							
010-405-40000	SALARIES	34,421.00	34,421.00	0.00	8,442.01	25,978.99	75.47 %
010-405-40100	SOCIAL SECURITY	2,634.00	2,634.00	0.00	645.78	1,988.22	75.48 %
010-405-40110	RETIREMENT	2,265.00	2,265.00	0.00	514.23	1,750.77	77.30 %
010-405-42100	OFFICE SUPPLIES	1,100.00	1,100.00	0.00	706.45	393.55	35.78 %
010-405-42150	UNIFORMS	250.00	250.00	0.00	0.00	250.00	100.00 %
010-405-42500	TELEPHONE	3,100.00	3,100.00	0.00	0.00	3,100.00	100.00 %
010-405-42663	TRAINING & TRAVEL REIMB.	1,500.00	1,500.00	0.00	0.00	1,500.00	100.00 %
010-405-43620	VEHICLES	1,000.00	1,000.00	0.00	0.00	1,000.00	100.00 %
Department: 405 - VETERANS SERVICE Total:		46,270.00	46,270.00	0.00	10,308.47	35,961.53	77.72 %
Department: 407 - DISTRICT CLERK							
010-407-40000	SALARIES	176,000.00	176,000.00	0.00	46,809.38	129,190.62	73.40 %
010-407-40100	SOCIAL SECURITY	13,464.00	13,464.00	0.00	3,476.97	9,987.03	74.18 %
010-407-40110	RETIREMENT	11,580.00	11,580.00	0.00	2,846.63	8,733.37	75.42 %
010-407-42100	OFFICE SUPPLIES	5,500.00	5,500.00	0.00	51.97	5,448.03	99.06 %
010-407-42150	UNIFORMS	1,250.00	1,250.00	0.00	0.00	1,250.00	100.00 %
010-407-42500	TELEPHONE	2,200.00	2,200.00	0.00	0.00	2,200.00	100.00 %
010-407-42650	ASSOCIATION DUES	175.00	175.00	0.00	0.00	175.00	100.00 %
010-407-42659	TRAVEL & EDUCATION	3,500.00	3,500.00	0.00	1,078.89	2,421.11	69.17 %
010-407-42902	BONDS, INSURANCE	3,000.00	3,000.00	0.00	298.00	2,702.00	90.07 %
Department: 407 - DISTRICT CLERK Total:		216,669.00	216,669.00	0.00	54,561.84	162,107.16	74.82 %
Department: 408 - JURY ACCOUNT							
010-408-42192	MISC. JURY EXPENSE	300.00	300.00	0.00	0.00	300.00	100.00 %
010-408-42216	TRANSCRIPTS	3,500.00	3,500.00	0.00	0.00	3,500.00	100.00 %
010-408-42347	PSYCHIATRIC & MEDICAL EXPENSE	14,000.00	14,000.00	0.00	1,690.00	12,310.00	87.93 %
010-408-42634	COURT APPOINTED ATTORNEYS	85,000.00	85,000.00	0.00	13,850.00	71,150.00	83.71 %
010-408-42637	CPS COURT APPOINTED ATTORNEY	85,000.00	85,000.00	0.00	6,161.09	78,838.91	92.75 %
010-408-42638	CPS COURT REPORTER	25,000.00	25,000.00	0.00	760.00	24,240.00	96.96 %
010-408-42685	FOOD/LODGING FOR JURORS	1,000.00	1,000.00	0.00	181.54	818.46	81.85 %
010-408-42689	GRAND JURORS	5,750.00	5,750.00	0.00	0.00	5,750.00	100.00 %
010-408-42690	GRAND JURY COMMISSION	100.00	100.00	0.00	0.00	100.00	100.00 %
010-408-42700	PETIT JURORS	28,000.00	28,000.00	0.00	3,216.00	24,784.00	88.51 %
Department: 408 - JURY ACCOUNT Total:		247,650.00	247,650.00	0.00	25,858.63	221,791.37	89.56 %
Department: 409 - 88TH JUDICIAL DISTRICT							
010-409-40000	SALARIES	19,607.00	19,607.00	0.00	5,221.11	14,385.89	73.37 %
010-409-40100	SOCIAL SECURITY	1,500.00	1,500.00	0.00	399.41	1,100.59	73.37 %
010-409-40110	RETIREMENT	1,291.00	1,291.00	0.00	324.28	966.72	74.88 %
010-409-42100	OFFICE SUPPLIES	200.00	200.00	0.00	0.00	200.00	100.00 %
010-409-42172	JUDICIAL DISTRICT EXPENSES	700.00	700.00	0.00	11.96	688.04	98.29 %
010-409-42500	TELEPHONE	850.00	850.00	0.00	0.00	850.00	100.00 %
010-409-42630	CONTINUING EDUCATION	200.00	200.00	0.00	0.00	200.00	100.00 %

Budget Report

For Fiscal: 2018 Period Ending: 04/30/2018

	Original Total Budget	Current Total Budget	Period Activity	Fiscal Activity	Variance Favorable (Unfavorable)	Percent Remaining
010-409-42636						
COURT REPORTER TRAVEL/SUPPLIE	1,500.00	1,500.00	0.00	0.00	1,500.00	100.00 %
Department: 409 - 88TH JUDICIAL DISTRICT Total:	25,848.00	25,848.00	0.00	5,956.76	19,891.24	76.95 %
Department: 410 - 1-A JUDICIAL DISTRICT						
010-410-40000	6,842.00	6,842.00	0.00	1,842.05	4,999.95	73.08 %
010-410-40100	524.00	524.00	0.00	140.98	383.02	73.10 %
010-410-40110	451.00	451.00	0.00	114.38	336.62	74.64 %
010-410-42100	400.00	400.00	0.00	0.00	400.00	100.00 %
010-410-42354	48,000.00	48,000.00	0.00	9,386.80	38,613.20	80.44 %
010-410-42636	1,100.00	1,100.00	0.00	0.00	1,100.00	100.00 %
010-410-42659	691.00	691.00	0.00	0.00	691.00	100.00 %
Department: 410 - 1-A JUDICIAL DISTRICT Total:	58,008.00	58,008.00	0.00	11,484.21	46,523.79	80.20 %
Department: 411 - JUSTICE OF PEACE #1						
010-411-40000	137,928.00	137,928.00	0.00	32,269.05	105,658.95	76.60 %
010-411-40100	10,552.00	10,552.00	0.00	2,447.77	8,104.23	76.80 %
010-411-40110	9,076.00	9,076.00	0.00	1,963.82	7,112.18	78.36 %
010-411-42100	3,929.00	3,929.00	0.00	171.99	3,757.01	95.62 %
010-411-42150	750.00	750.00	0.00	0.00	750.00	100.00 %
010-411-42500	2,000.00	2,000.00	0.00	0.00	2,000.00	100.00 %
010-411-42661	2,500.00	2,500.00	0.00	1,087.81	1,412.19	56.49 %
010-411-42700	360.00	360.00	0.00	0.00	360.00	100.00 %
010-411-42900	250.00	250.00	0.00	0.00	250.00	100.00 %
Department: 411 - JUSTICE OF PEACE #1 Total:	167,345.00	167,345.00	0.00	37,940.44	129,404.56	77.33 %
Department: 412 - JUSTICE OF PEACE #2						
010-412-40000	37,894.00	37,894.00	0.00	9,994.28	27,899.72	73.63 %
010-412-40100	2,899.00	2,899.00	0.00	759.84	2,139.16	73.79 %
010-412-40110	2,494.00	2,494.00	0.00	600.57	1,893.43	75.92 %
010-412-42100	600.00	600.00	0.00	0.00	600.00	100.00 %
010-412-42110	100.00	100.00	0.00	0.00	100.00	100.00 %
010-412-42150	250.00	250.00	0.00	0.00	250.00	100.00 %
010-412-42500	1,600.00	1,600.00	0.00	270.49	1,329.51	83.09 %
010-412-42661	2,000.00	2,000.00	0.00	2,045.60	-45.60	-2.28 %
010-412-42901	200.00	200.00	0.00	0.00	200.00	100.00 %
Department: 412 - JUSTICE OF PEACE #2 Total:	48,037.00	48,037.00	0.00	13,670.78	34,366.22	71.54 %
Department: 413 - JUSTICE OF PEACE #3						
010-413-40000	33,444.00	33,444.00	0.00	8,553.89	24,890.11	74.42 %
010-413-40100	2,559.00	2,559.00	0.00	560.01	1,998.99	78.12 %
010-413-40110	2,333.00	2,333.00	0.00	511.14	1,821.86	78.09 %
010-413-42100	900.00	900.00	0.00	0.00	900.00	100.00 %
010-413-42110	200.00	200.00	0.00	0.00	200.00	100.00 %
010-413-42150	250.00	250.00	0.00	0.00	250.00	100.00 %
010-413-42500	1,100.00	1,100.00	0.00	0.00	1,100.00	100.00 %
010-413-42661	1,100.00	1,100.00	0.00	75.00	1,025.00	93.18 %
010-413-42700	200.00	200.00	0.00	0.00	200.00	100.00 %
010-413-42901	200.00	200.00	0.00	0.00	200.00	100.00 %
Department: 413 - JUSTICE OF PEACE #3 Total:	42,286.00	42,286.00	0.00	9,700.04	32,585.96	77.06 %
Department: 414 - JUSTICE OF PEACE #4						
010-414-40000	34,644.00	34,644.00	0.00	8,853.89	25,790.11	74.44 %
010-414-40100	2,651.00	2,651.00	0.00	654.39	1,996.61	75.32 %
010-414-40110	2,280.00	2,280.00	0.00	511.14	1,768.86	77.58 %
010-414-42100	1,800.00	1,800.00	0.00	0.00	1,800.00	100.00 %
010-414-42110	400.00	400.00	0.00	0.00	400.00	100.00 %
010-414-42150	250.00	250.00	0.00	0.00	250.00	100.00 %
010-414-42500	1,425.00	1,425.00	0.00	0.00	1,425.00	100.00 %
010-414-42510	1,200.00	1,200.00	0.00	0.00	1,200.00	100.00 %
010-414-42661	900.00	900.00	0.00	0.00	900.00	100.00 %

Budget Report

For Fiscal: 2018 Period Ending: 04/30/2018

		Original Total Budget	Current Total Budget	Period Activity	Fiscal Activity	Variance Favorable (Unfavorable)	Percent Remaining
010-414-42900	BONDS	200.00	200.00	0.00	0.00	200.00	100.00 %
Department: 414 - JUSTICE OF PEACE #4 Total:		45,750.00	45,750.00	0.00	10,019.42	35,730.58	78.10 %
Department: 415 - COUNTY COURT							
010-415-42623	COMMITMENTS	10,000.00	10,000.00	0.00	1,592.70	8,407.30	84.07 %
010-415-42634	COURT APPOINTED ATTORNEYS	30,000.00	30,000.00	0.00	1,200.00	28,800.00	96.00 %
010-415-42635	COURT REPORTER	7,500.00	7,500.00	0.00	302.00	7,198.00	95.97 %
010-415-42700	PETIT JURORS	2,000.00	2,000.00	0.00	0.00	2,000.00	100.00 %
010-415-42909	REIMB. COURT COST	500.00	500.00	0.00	0.00	500.00	100.00 %
Department: 415 - COUNTY COURT Total:		50,000.00	50,000.00	0.00	3,094.70	46,905.30	93.81 %
Department: 419 - DISTRICT ATTORNEY							
010-419-40000	SALARIES	277,948.00	277,948.00	0.00	73,763.33	204,184.67	73.46 %
010-419-40100	SOCIAL SECURITY	21,264.00	21,264.00	0.00	5,485.25	15,778.75	74.20 %
010-419-40110	RETIREMENT	18,299.00	18,299.00	0.00	4,513.40	13,785.60	75.34 %
010-419-42100	OFFICE SUPPLIES	6,200.00	6,200.00	0.00	1,236.14	4,963.86	80.06 %
010-419-42150	UNIFORMS	1,250.00	1,250.00	0.00	0.00	1,250.00	100.00 %
010-419-42222	WITNESS EXPENSE	5,000.00	5,000.00	0.00	0.00	5,000.00	100.00 %
010-419-42414	RADIO REPAIR	250.00	250.00	0.00	0.00	250.00	100.00 %
010-419-42500	TELEPHONE	6,300.00	6,300.00	0.00	0.00	6,300.00	100.00 %
010-419-42639	DNA LAB FEES	8,000.00	8,000.00	0.00	1,898.00	6,102.00	76.28 %
010-419-42659	TRAVEL & EDUCATION	9,000.00	9,000.00	0.00	206.40	8,793.60	97.71 %
010-419-42900	BONDS	250.00	250.00	0.00	100.00	150.00	60.00 %
Department: 419 - DISTRICT ATTORNEY Total:		353,761.00	353,761.00	0.00	87,202.52	266,558.48	75.35 %
Department: 420 - TAX ASSESSOR/COLLECTOR							
010-420-40000	SALARIES	230,510.00	230,510.00	0.00	56,308.73	174,201.27	75.57 %
010-420-40100	SOCIAL SECURITY	17,634.00	17,634.00	0.00	4,151.93	13,482.07	76.45 %
010-420-40110	RETIREMENT	15,168.00	15,168.00	0.00	3,426.55	11,741.45	77.41 %
010-420-42100	OFFICE SUPPLIES	6,700.00	6,700.00	0.00	737.16	5,962.84	89.00 %
010-420-42150	UNIFORMS	1,500.00	1,500.00	0.00	0.00	1,500.00	100.00 %
010-420-42500	TELEPHONE	5,800.00	5,800.00	0.00	779.15	5,020.85	86.57 %
010-420-42650	ASSOCIATION DUES	500.00	500.00	0.00	285.00	215.00	43.00 %
010-420-42659	TRAVEL & EDUCATION	4,500.00	4,500.00	0.00	480.00	4,020.00	89.33 %
010-420-42900	BONDS	700.00	700.00	0.00	367.50	332.50	47.50 %
Department: 420 - TAX ASSESSOR/COLLECTOR Total:		283,012.00	283,012.00	0.00	66,536.02	216,475.98	76.49 %
Department: 421 - COUNTY JUDGE							
010-421-40000	SALARIES	160,356.00	160,356.00	0.00	44,253.34	116,102.66	72.40 %
010-421-40100	SOCIAL SECURITY	12,268.00	12,268.00	0.00	3,230.47	9,037.53	73.67 %
010-421-40110	RETIREMENT	10,552.00	10,552.00	0.00	2,708.09	7,843.91	74.34 %
010-421-42100	OFFICE SUPPLIES	1,800.00	1,800.00	0.00	0.00	1,800.00	100.00 %
010-421-42150	UNIFORMS	500.00	500.00	0.00	0.00	500.00	100.00 %
010-421-42189	EDUCATION, GOVERNMENT RELATI	5,400.00	5,525.00	0.00	2,049.86	3,475.14	62.90 %
010-421-42190	MEETINGS EXPENSE	200.00	200.00	0.00	41.02	158.98	79.49 %
010-421-42500	TELEPHONE	1,500.00	1,500.00	0.00	0.00	1,500.00	100.00 %
010-421-42650	ASSOCIATION DUES	450.00	450.00	0.00	0.00	450.00	100.00 %
010-421-42900	BONDS	200.00	200.00	0.00	0.00	200.00	100.00 %
Department: 421 - COUNTY JUDGE Total:		193,226.00	193,351.00	0.00	52,282.78	141,068.22	72.96 %
Department: 422 - COUNTY AUDITOR							
010-422-40000	SALARIES	170,000.00	170,000.00	0.00	40,314.58	129,685.42	76.29 %
010-422-40100	SOCIAL SECURITY	13,005.00	13,005.00	0.00	3,005.81	9,999.19	76.89 %
010-422-40110	RETIREMENT	11,186.00	11,186.00	0.00	2,453.60	8,732.40	78.07 %
010-422-42100	OFFICE SUPPLIES	2,000.00	2,000.00	0.00	716.03	1,283.97	64.20 %
010-422-42150	UNIFORMS	1,250.00	1,250.00	0.00	0.00	1,250.00	100.00 %
010-422-42500	TELEPHONE	3,000.00	3,000.00	0.00	0.00	3,000.00	100.00 %
010-422-42650	ASSOCIATION DUES	325.00	325.00	0.00	0.00	325.00	100.00 %
010-422-42659	TRAVEL & EDUCATION	10,000.00	10,125.00	37.06	748.41	9,376.59	92.61 %
010-422-42900	BONDS	225.00	225.00	0.00	0.00	225.00	100.00 %
Department: 422 - COUNTY AUDITOR Total:		210,991.00	211,116.00	37.06	47,238.43	163,877.57	77.62 %

Budget Report

For Fiscal: 2018 Period Ending: 04/30/2018

	Original Total Budget	Current Total Budget	Period Activity	Fiscal Activity	Variance Favorable (Unfavorable)	Percent Remaining
Department: 423 - COUNTY TREASURER						
010-423-40000	47,548.00	47,548.00	0.00	13,441.11	34,106.89	71.73 %
010-423-40100	3,638.00	3,638.00	0.00	1,028.26	2,609.74	71.74 %
010-423-40110	3,129.00	3,129.00	0.00	814.65	2,314.35	73.96 %
010-423-42100	2,500.00	2,500.00	0.00	182.36	2,317.64	92.71 %
010-423-42150	500.00	500.00	0.00	0.00	500.00	100.00 %
010-423-42500	1,000.00	1,000.00	0.00	0.00	1,000.00	100.00 %
010-423-42650	280.00	280.00	0.00	0.00	280.00	100.00 %
010-423-42659	6,000.00	6,000.00	0.00	2,056.99	3,943.01	65.72 %
010-423-42900	225.00	225.00	0.00	0.00	225.00	100.00 %
Department: 423 - COUNTY TREASURER Total:	64,820.00	64,820.00	0.00	17,523.37	47,296.63	72.97 %
Department: 424 - CONSTABLE, PCT. I						
010-424-40000	37,114.00	37,114.00	0.00	9,728.89	27,385.11	73.79 %
010-424-40100	2,840.00	2,840.00	0.00	771.36	2,068.64	72.84 %
010-424-40110	2,443.00	2,443.00	0.00	606.95	1,836.05	75.16 %
010-424-42150	250.00	250.00	0.00	0.00	250.00	100.00 %
010-424-42661	2,500.00	2,500.00	0.00	60.00	2,440.00	97.60 %
010-424-42900	250.00	250.00	0.00	0.00	250.00	100.00 %
010-424-43220	250.00	250.00	0.00	0.00	250.00	100.00 %
010-424-43232	600.00	600.00	0.00	0.00	600.00	100.00 %
Department: 424 - CONSTABLE, PCT. I Total:	46,247.00	46,247.00	0.00	11,167.20	35,079.80	75.85 %
Department: 425 - CONSTABLE, PCT. II						
010-425-40000	36,994.00	36,994.00	0.00	9,728.89	27,265.11	73.70 %
010-425-40100	2,831.00	2,831.00	0.00	744.27	2,086.73	73.71 %
010-425-40110	2,435.00	2,435.00	0.00	584.10	1,850.90	76.01 %
010-425-42150	500.00	500.00	0.00	108.70	391.30	78.26 %
010-425-42661	2,500.00	2,500.00	0.00	61.97	2,438.03	97.52 %
010-425-42900	200.00	200.00	0.00	0.00	200.00	100.00 %
010-425-43220	400.00	400.00	0.00	0.00	400.00	100.00 %
010-425-43232	600.00	600.00	0.00	0.00	600.00	100.00 %
Department: 425 - CONSTABLE, PCT. II Total:	46,460.00	46,460.00	0.00	11,227.93	35,232.07	75.83 %
Department: 426 - SHERIFF DEPT						
010-426-40000	1,165,815.00	1,165,815.00	0.00	336,661.74	829,153.26	71.12 %
010-426-40100	89,185.00	89,185.00	0.00	24,737.68	64,447.32	72.26 %
010-426-40110	76,711.00	76,711.00	0.00	20,626.58	56,084.42	73.11 %
010-426-40151	13,000.00	13,000.00	0.00	0.00	13,000.00	100.00 %
010-426-42100	7,000.00	7,000.00	0.00	2,160.18	4,839.82	69.14 %
010-426-42150	8,000.00	8,000.00	0.00	427.81	7,572.19	94.65 %
010-426-42182	9,500.00	9,500.00	0.00	1,138.63	8,361.37	88.01 %
010-426-42217	5,000.00	5,000.00	0.00	58.89	4,941.11	98.82 %
010-426-42400	125,000.00	125,000.00	0.00	15,230.55	109,769.45	87.82 %
010-426-42401	15,000.00	15,000.00	0.00	1,628.88	13,371.12	89.14 %
010-426-42413	20,000.00	20,000.00	0.00	4,875.77	15,124.23	75.62 %
010-426-42415	2,000.00	2,000.00	0.00	0.00	2,000.00	100.00 %
010-426-42500	40,000.00	40,000.00	0.00	2,440.26	37,559.74	93.90 %
010-426-42640	0.00	0.00	0.00	562.20	-562.20	0.00 %
010-426-42653	1,696.00	1,696.00	0.00	0.00	1,696.00	100.00 %
010-426-42656	1,500.00	1,500.00	0.00	44.05	1,455.95	97.06 %
010-426-42659	15,000.00	15,000.00	150.00	3,942.36	11,057.64	73.72 %
010-426-42906	600.00	600.00	0.00	0.00	600.00	100.00 %
Department: 426 - SHERIFF DEPT Total:	1,595,007.00	1,595,007.00	150.00	414,535.58	1,180,471.42	74.01 %
Department: 427 - SHERIFF - JAIL						
010-427-40000	338,919.00	338,919.00	0.00	96,176.64	242,742.36	71.62 %
010-427-40100	25,928.00	25,928.00	0.00	7,155.31	18,772.69	72.40 %
010-427-40110	22,301.00	22,301.00	0.00	5,895.12	16,405.88	73.57 %
010-427-40151	5,000.00	5,000.00	0.00	0.00	5,000.00	100.00 %
010-427-42108	25,000.00	25,000.00	0.00	4,047.95	20,952.05	83.81 %

Budget Report

For Fiscal: 2018 Period Ending: 04/30/2018

		Original Total Budget	Current Total Budget	Period Activity	Fiscal Activity	Variance Favorable (Unfavorable)	Percent Remaining
<u>010-427-42150</u>	UNIFORMS	1,500.00	1,500.00	0.00	0.00	1,500.00	100.00 %
<u>010-427-42157</u>	PRISONER MEALS	50,000.00	50,000.00	0.00	10,550.64	39,449.36	78.90 %
<u>010-427-42653</u>	CAMERA & FILM	500.00	500.00	0.00	0.00	500.00	100.00 %
<u>010-427-42659</u>	TRAVEL & EDUCATION	3,000.00	3,000.00	0.00	166.21	2,833.79	94.46 %
<u>010-427-42900</u>	BONDS	500.00	500.00	0.00	0.00	500.00	100.00 %
Department: 427 - SHERIFF - JAIL Total:		472,648.00	472,648.00	0.00	123,991.87	348,656.13	73.77 %
Department: 428 - CONSTABLE, PCT. III							
<u>010-428-40000</u>	SALARIES	36,994.00	36,994.00	0.00	9,728.89	27,265.11	73.70 %
<u>010-428-40100</u>	SOCIAL SECURITY	2,831.00	2,831.00	0.00	649.89	2,181.11	77.04 %
<u>010-428-40110</u>	RETIREMENT	2,435.00	2,435.00	0.00	584.10	1,850.90	76.01 %
<u>010-428-42150</u>	UNIFORMS	250.00	250.00	0.00	0.00	250.00	100.00 %
<u>010-428-42661</u>	TRAINING & EDUCATION	1,500.00	1,500.00	0.00	0.00	1,500.00	100.00 %
<u>010-428-42900</u>	BONDS	200.00	200.00	0.00	0.00	200.00	100.00 %
<u>010-428-43220</u>	EMERGENCY EQUIPMENT	400.00	400.00	0.00	0.00	400.00	100.00 %
<u>010-428-43232</u>	RADIO & EQUIPMENT	250.00	250.00	0.00	0.00	250.00	100.00 %
Department: 428 - CONSTABLE, PCT. III Total:		44,860.00	44,860.00	0.00	10,962.88	33,897.12	75.56 %
Department: 429 - CONSTABLE, PCT. IV							
<u>010-429-40000</u>	SALARIES	38,794.00	38,794.00	0.00	9,903.89	28,890.11	74.47 %
<u>010-429-40100</u>	SOCIAL SECURITY	2,968.00	2,968.00	0.00	775.16	2,192.84	73.88 %
<u>010-429-40110</u>	RETIREMENT	2,553.00	2,553.00	0.00	609.68	1,943.32	76.12 %
<u>010-429-42150</u>	UNIFORMS	250.00	250.00	0.00	0.00	250.00	100.00 %
<u>010-429-42500</u>	TELEPHONE	650.00	650.00	0.00	0.00	650.00	100.00 %
<u>010-429-42661</u>	TRAINING & EDUCATION	2,500.00	3,818.09	0.00	1,289.05	2,529.04	66.24 %
<u>010-429-42900</u>	BONDS	200.00	200.00	0.00	0.00	200.00	100.00 %
<u>010-429-43220</u>	EMERGENCY EQUIPMENT	250.00	250.00	0.00	0.00	250.00	100.00 %
<u>010-429-43232</u>	RADIO & EQUIPMENT	600.00	600.00	0.00	35.00	565.00	94.17 %
Department: 429 - CONSTABLE, PCT. IV Total:		48,765.00	50,083.09	0.00	12,612.78	37,470.31	74.82 %
Department: 430 - D.P.S.							
<u>010-430-42100</u>	OFFICE SUPPLIES	1,000.00	1,000.00	0.00	260.01	739.99	74.00 %
<u>010-430-42500</u>	TELEPHONE	2,500.00	2,500.00	0.00	0.00	2,500.00	100.00 %
<u>010-430-42502</u>	TELEPHONE - PARKS & WILDLIFE	600.00	600.00	0.00	0.00	600.00	100.00 %
<u>010-430-42503</u>	TELEPHONE - DRIVERS LICENSE	1,200.00	1,200.00	0.00	0.00	1,200.00	100.00 %
Department: 430 - D.P.S. Total:		5,300.00	5,300.00	0.00	260.01	5,039.99	95.09 %
Department: 436 - HEALTH OFFICER INSURANCE							
<u>010-436-42617</u>	AID TO INDIGENTS	10,000.00	10,000.00	0.00	0.00	10,000.00	100.00 %
<u>010-436-42632</u>	COUNTY HEALTH INSPECTOR	6,000.00	6,000.00	0.00	0.00	6,000.00	100.00 %
<u>010-436-42633</u>	COUNTY HEALTH OFFICER	9,000.00	9,000.00	0.00	6,528.00	2,472.00	27.47 %
Department: 436 - HEALTH OFFICER INSURANCE Total:		25,000.00	25,000.00	0.00	6,528.00	18,472.00	73.89 %
Department: 439 - EXTENSION OFFICE							
<u>010-439-40000</u>	SALARIES	66,298.00	66,298.00	0.00	9,634.12	56,663.88	85.47 %
<u>010-439-40100</u>	SOCIAL SECURITY	5,072.00	5,072.00	0.00	736.90	4,335.10	85.47 %
<u>010-439-40110</u>	RETIREMENT	5,072.00	5,072.00	0.00	0.00	5,072.00	100.00 %
<u>010-439-42100</u>	OFFICE SUPPLIES	800.00	800.00	0.00	59.19	740.81	92.60 %
<u>010-439-42181</u>	DEMONSTRATION SUPPLIES	750.00	750.00	0.00	0.00	750.00	100.00 %
<u>010-439-42274</u>	OUT-OF-COUNTY TRAVEL, FARM	5,600.00	5,600.00	0.00	2,633.37	2,966.63	52.98 %
<u>010-439-42225</u>	OUT-OF-COUNTY TRAVEL, HOME	2,500.00	2,500.00	0.00	927.21	1,572.79	62.91 %
<u>010-439-42500</u>	TELEPHONE	1,800.00	1,800.00	0.00	0.00	1,800.00	100.00 %
Department: 439 - EXTENSION OFFICE Total:		87,892.00	87,892.00	0.00	13,990.79	73,901.21	84.08 %
Department: 440 - DATA PROCESSING							
<u>010-440-42101</u>	SUPPLIES	45,090.06	45,090.06	0.00	15,675.75	29,414.31	65.23 %
<u>010-440-42350</u>	SERVICE CONTRACTS	35,000.00	35,000.00	0.00	9,670.30	25,329.70	72.37 %
<u>010-440-42353</u>	SUPPORT SERVICES	125,000.00	125,000.00	0.00	18,740.42	106,259.58	85.01 %
<u>010-440-42423</u>	EQUIPMENT REPAIRS	10,000.00	10,000.00	0.00	0.00	10,000.00	100.00 %
<u>010-440-42600</u>	PROFESSIONAL SERVICES	20,000.00	20,000.00	0.00	9,537.73	10,462.27	52.31 %
<u>010-440-42677</u>	EQUIPMENT LEASE	30,000.00	30,000.00	0.00	8,386.87	21,613.13	72.04 %
Department: 440 - DATA PROCESSING Total:		265,090.06	265,090.06	0.00	62,011.07	203,078.99	76.61 %

Budget Report

For Fiscal: 2018 Period Ending: 04/30/2018

	Original Total Budget	Current Total Budget	Period Activity	Fiscal Activity	Variance Favorable (Unfavorable)	Percent Remaining
Department: 442 - FACILITIES OPERATIONS						
010-442-40000	176,000.00	176,000.00	0.00	41,063.15	134,936.85	76.67 %
010-442-40100	13,434.00	13,434.00	0.00	3,127.41	10,306.59	76.72 %
010-442-40110	11,581.00	11,581.00	0.00	2,504.08	9,076.92	78.38 %
010-442-42106	15,000.00	15,000.00	0.00	3,021.23	11,978.77	79.86 %
010-442-42150	3,500.00	3,500.00	0.00	316.00	3,184.00	90.97 %
010-442-42220	8,000.00	8,000.00	0.00	0.00	8,000.00	100.00 %
010-442-42394	40,000.00	40,000.00	0.00	0.00	40,000.00	100.00 %
010-442-42400	5,000.00	5,000.00	0.00	417.74	4,582.26	91.65 %
010-442-42411	28,000.00	28,000.00	0.00	925.53	27,074.47	96.69 %
010-442-42412	100,000.00	100,000.00	0.00	25,105.61	74,894.39	74.89 %
010-442-42413	10,000.00	10,000.00	0.00	2,709.56	7,290.44	72.90 %
010-442-42422	3,000.00	3,000.00	0.00	0.00	3,000.00	100.00 %
010-442-42511	55,000.00	55,000.00	0.00	9,385.72	45,614.28	82.94 %
010-442-42512	4,500.00	4,500.00	0.00	0.00	4,500.00	100.00 %
010-442-42515	35,000.00	35,000.00	0.00	6,050.68	28,949.32	82.71 %
010-442-42516	13,200.00	13,200.00	0.00	1,610.49	11,589.51	87.80 %
010-442-42517	10,500.00	10,500.00	0.00	1,737.49	8,762.51	83.45 %
010-442-43200	10,000.00	10,000.00	0.00	7,600.00	2,400.00	24.00 %
Department: 442 - FACILITIES OPERATIONS Total:	541,715.00	541,715.00	0.00	105,574.69	436,140.31	80.51 %
Department: 453 - CAPITAL OUTLAY						
010-453-43151	0.00	0.00	0.00	372.69	-372.69	0.00 %
010-453-43210	50,000.00	50,000.00	0.00	1,448.38	48,551.62	97.10 %
010-453-43401	6,500.00	6,500.00	0.00	0.00	6,500.00	100.00 %
010-453-43600	112,500.00	112,500.00	0.00	477.00	112,023.00	99.58 %
Department: 453 - CAPITAL OUTLAY Total:	169,000.00	169,000.00	0.00	2,298.07	166,701.93	98.64 %
Department: 496 - DEBT SERVICE						
010-496-49029	1,000.00	1,000.00	0.00	1,000.00	0.00	0.00 %
010-496-49101	75,000.00	75,000.00	0.00	75,000.00	0.00	0.00 %
010-496-49102	10,500.00	10,500.00	0.00	10,500.00	0.00	0.00 %
010-496-49113	50,000.00	50,000.00	0.00	50,000.00	0.00	0.00 %
010-496-49114	50,000.00	50,000.00	0.00	50,000.00	0.00	0.00 %
010-496-49115	50,000.00	50,000.00	0.00	50,000.00	0.00	0.00 %
010-496-49116	50,000.00	50,000.00	0.00	50,000.00	0.00	0.00 %
010-496-49117	140,000.00	140,000.00	0.00	140,000.00	0.00	0.00 %
010-496-49118	150,000.00	150,000.00	0.00	150,000.00	0.00	0.00 %
010-496-49121	12,000.00	12,000.00	0.00	12,000.00	0.00	0.00 %
010-496-49123	10,500.00	10,500.00	0.00	10,500.00	0.00	0.00 %
010-496-49124	192,808.00	192,808.00	0.00	192,808.00	0.00	0.00 %
010-496-49125	58,500.00	58,500.00	0.00	58,500.00	0.00	0.00 %
010-496-49130	20,200.00	20,200.00	0.00	20,200.00	0.00	0.00 %
010-496-49131	50,000.00	50,000.00	0.00	25,000.00	25,000.00	50.00 %
010-496-49133	25,000.00	25,000.00	0.00	25,000.00	0.00	0.00 %
Department: 496 - DEBT SERVICE Total:	945,508.00	945,508.00	0.00	920,508.00	25,000.00	2.64 %
Fund: 010 - GENERAL FUND Surplus (Deficit):	0.00	-15,178.24	25,713.66	4,071,634.53	4,086,812.77	16,925.47 %

Budget Report

For Fiscal: 2018 Period Ending: 04/30/2018

		Original Total Budget	Current Total Budget	Period Activity	Fiscal Activity	Variance Favorable (Unfavorable)	Percent Remaining
Fund: 020 - GENERAL ROAD & BRIDGE							
<u>020-31000</u>	AD VAL-25000	2,234,456.00	2,234,456.00	0.00	2,056,706.42	-177,749.58	7.95 %
<u>020-31009</u>	PAYMENT IN LIEU OF TAXES	850.00	850.00	0.00	0.00	-850.00	100.00 %
<u>020-31020</u>	DELINQUENT AD VALOREM	50,000.00	50,000.00	0.00	25,029.39	-24,970.61	49.94 %
<u>020-32222</u>	MOTOR VEHICLE REGISTRATION	360,000.00	360,000.00	0.00	183,664.15	-176,335.85	48.98 %
<u>020-32517</u>	COUNTY CLERK FINES	5,500.00	5,500.00	0.00	474.32	-5,025.68	91.38 %
<u>020-32522</u>	DISTRICT CLERK FINES	14,000.00	14,000.00	1,492.86	4,136.85	-9,863.15	70.45 %
<u>020-38150</u>	DEPARTMENT OF TRANSPORATION	22,000.00	22,000.00	0.00	0.00	-22,000.00	100.00 %
<u>020-39009</u>	SPECIAL AUTO TAX	112,000.00	112,000.00	0.00	45,890.00	-66,110.00	59.03 %
Department: 000 - BASIC OPERATIONS							
<u>020-000-49126</u>	TRANS/R&B I====22.0462 %	617,031.14	617,031.14	0.00	510,239.08	106,792.06	17.31 %
<u>020-000-49127</u>	TRANS/R&B II====22.6414 %	633,688.68	633,688.68	0.00	524,014.44	109,674.24	17.31 %
<u>020-000-49128</u>	TRANS/R&B III==29.0243 %	812,333.52	812,333.52	0.00	671,740.79	140,592.73	17.31 %
<u>020-000-49129</u>	TRANS/R&B IV===26.2881 %	735,752.66	735,752.66	0.00	608,413.96	127,338.70	17.31 %
Department: 000 - BASIC OPERATIONS Total:		2,798,806.00	2,798,806.00	0.00	2,314,408.27	484,397.73	17.31 %
Fund: 020 - GENERAL ROAD & BRIDGE Surplus (Deficit):		0.00	0.00	1,492.86	1,492.86	1,492.86	0.00 %

Budget Report

For Fiscal: 2018 Period Ending: 04/30/2018

	Original Total Budget	Current Total Budget	Period Activity	Fiscal Activity	Variance Favorable (Unfavorable)	Percent Remaining
Fund: 021 - ROAD & BRIDGE I						
021-30000	BEGINNING BALANCE	19,138.06	19,138.06	0.00	0.00	-19,138.06 100.00 %
021-32100	ADMINISTRATIVE FEES	1,000.00	1,000.00	0.00	0.00	-1,000.00 100.00 %
021-35100	INTEREST ON INVESTMENTS	850.00	850.00	0.00	377.82	-472.18 55.55 %
021-37000	REFUNDS	100.00	100.00	0.00	54.00	-46.00 46.00 %
021-37102	REIMBURSEMENTS	1,000.00	1,000.00	0.00	0.00	-1,000.00 100.00 %
021-39000	TRANSFER FROM GENERAL FUND	50,000.00	50,000.00	0.00	50,000.00	0.00 0.00 %
021-39003	TRANSFER FROM GEN R&B	617,031.14	617,031.14	0.00	510,239.08	-106,792.06 17.31 %
021-39004	TRANSFER FROM R&B, PCT 2	18,829.00	18,829.00	0.00	4,759.83	-14,069.17 74.72 %
Department: 000 - BASIC OPERATIONS						
021-000-40000	SALARIES	335,000.00	335,000.00	0.00	83,855.86	251,144.14 74.97 %
021-000-40100	SOCIAL SECURITY	25,628.00	25,628.00	0.00	6,232.10	19,395.90 75.68 %
021-000-40110	RETIREMENT	22,043.00	22,043.00	0.00	5,141.48	16,901.52 76.68 %
021-000-40120	HOSPITALIZATION	64,146.70	64,146.70	0.00	17,228.68	46,918.02 73.14 %
021-000-40130	WORKERS' COMPENSATION	13,318.00	13,318.00	0.00	4,423.19	8,894.81 66.79 %
021-000-40140	UNEMPLOYMENT INSURANCE	772.50	772.50	0.00	270.21	502.29 65.02 %
021-000-42150	UNIFORMS	1,500.00	1,500.00	0.00	0.00	1,500.00 100.00 %
021-000-42160	ROAD MATERIAL	60,000.00	60,000.00	0.00	2,943.36	57,056.64 95.09 %
021-000-42161	CULVERTS	5,000.00	5,000.00	0.00	1,403.70	3,596.30 71.93 %
021-000-42391	LIABILITY INS. ON VEHICLES	4,600.00	4,600.00	0.00	0.00	4,600.00 100.00 %
021-000-42400	GAS, OIL, GREASE	40,000.00	40,000.00	0.00	3,260.73	36,739.27 91.85 %
021-000-42401	TIRES, TUBES	15,000.00	15,000.00	0.00	231.56	14,768.44 98.46 %
021-000-42420	BRIDGE REPAIR	1,500.00	1,500.00	0.00	0.00	1,500.00 100.00 %
021-000-42425	MACHINERY MAINTENANCE	50,000.00	50,000.00	0.00	21,332.04	28,667.96 57.34 %
021-000-42500	TELEPHONE	5,000.00	5,000.00	0.00	354.78	4,645.22 92.90 %
021-000-42510	UTILITIES	5,000.00	5,000.00	0.00	540.58	4,459.42 89.19 %
021-000-42546	CONTRACT LABOR	1,000.00	1,000.00	0.00	0.00	1,000.00 100.00 %
021-000-42650	ASSOCIATION DUES	200.00	200.00	0.00	0.00	200.00 100.00 %
021-000-42659	TRAVEL & EDUCATION	5,000.00	5,949.90	0.00	574.90	5,375.00 90.34 %
021-000-42900	BONDS	240.00	240.00	0.00	0.00	240.00 100.00 %
021-000-42998	MISCELLANEOUS SUPPLIES	3,000.00	3,000.00	0.00	743.03	2,256.97 75.23 %
021-000-43200	PURCHASE OF EQUIPMENT	25,000.00	25,000.00	0.00	115,508.94	-90,508.94 -362.04 %
021-000-44100	PRINCIPLE ON LEASE PURCHASE	20,000.00	20,000.00	0.00	0.00	20,000.00 100.00 %
021-000-44200	INTEREST ON LEASE PURCHASE	5,000.00	5,000.00	0.00	0.00	5,000.00 100.00 %
Department: 000 - BASIC OPERATIONS Total:		707,948.20	708,898.10	0.00	264,045.14	444,852.96 62.75 %
Fund: 021 - ROAD & BRIDGE I Surplus (Deficit):		0.00	-949.90	0.00	301,385.59	302,335.49 1,828.14 %

Budget Report

For Fiscal: 2018 Period Ending: 04/30/2018

	Original Total Budget	Current Total Budget	Period Activity	Fiscal Activity	Variance Favorable (Unfavorable)	Percent Remaining
Fund: 022 - ROAD & BRIDGE II						
022-30000	BEGINNING BALANCE	32,695.36	32,695.36	0.00	0.00	-32,695.36 100.00 %
022-35100	INTEREST ON INVESTMENTS	850.00	850.00	0.00	244.21	-605.79 71.27 %
022-37000	REFUNDS	150.00	150.00	0.00	0.00	-150.00 100.00 %
022-37102	REIMBURSEMENTS	0.00	0.00	0.00	117.00	117.00 0.00 %
022-39000	TRANSFER FROM GENERAL FUND	50,000.00	50,000.00	0.00	50,000.00	0.00 0.00 %
022-39003	TRANSFER FROM GEN R&B	633,688.64	633,688.64	0.00	524,014.44	-109,674.20 17.31 %
Department: 000 - BASIC OPERATIONS						
022-000-40000	SALARIES	304,881.00	304,881.00	0.00	68,000.14	236,880.86 77.70 %
022-000-40100	SOCIAL SECURITY	23,324.00	23,324.00	0.00	5,194.95	18,129.05 77.73 %
022-000-40110	RETIREMENT	20,062.00	20,062.00	0.00	4,172.57	15,889.43 79.20 %
022-000-40120	HOSPITALIZATION	54,984.00	54,984.00	0.00	13,973.68	41,010.32 74.59 %
022-000-40130	WORKERS' COMPENSATION	12,835.00	12,835.00	0.00	4,423.19	8,411.81 65.54 %
022-000-40140	UNEMPLOYMENT INSURANCE	309.00	309.00	0.00	206.40	102.60 33.20 %
022-000-42150	UNIFORMS	1,138.00	1,138.00	0.00	212.00	926.00 81.37 %
022-000-42160	ROAD MATERIAL	32,723.00	32,723.00	0.00	6,528.31	26,194.69 80.05 %
022-000-42161	CULVERTS	11,529.00	11,646.00	0.00	1,634.09	10,011.91 85.97 %
022-000-42392	LIABILITY INSURANCE	6,000.00	6,000.00	0.00	0.00	6,000.00 100.00 %
022-000-42400	GAS, OIL, GREASE	73,203.00	73,203.00	0.00	8,177.58	65,025.42 88.83 %
022-000-42401	TIRES, TUBES	12,000.00	12,000.00	0.00	1,056.73	10,943.27 91.19 %
022-000-42420	BRIDGE REPAIR	10,000.00	10,000.00	0.00	0.00	10,000.00 100.00 %
022-000-42425	MACHINERY MAINTENANCE	50,270.00	50,270.00	0.00	20,719.20	29,550.80 58.78 %
022-000-42426	VEGETATION CONTROL	10,000.00	10,000.00	0.00	0.00	10,000.00 100.00 %
022-000-42500	TELEPHONE	5,000.00	5,000.00	0.00	285.07	4,714.93 94.30 %
022-000-42510	UTILITIES	2,500.00	2,500.00	0.00	465.54	2,034.46 81.38 %
022-000-42659	TRAVEL & EDUCATION	2,000.00	2,000.00	0.00	312.33	1,687.67 84.38 %
022-000-42998	MISCELLANEOUS SUPPLIES	4,460.00	4,460.00	0.00	120.00	4,340.00 97.31 %
022-000-43200	PURCHASE OF EQUIPMENT	51,237.00	51,237.00	0.00	92,548.82	-41,311.82 -80.63 %
022-000-44100	PRINCIPLE ON LEASE PURCHASES	6,800.00	6,800.00	0.00	5,253.57	1,546.43 22.74 %
022-000-44200	INTEREST ON LEASE PURCHASES	3,300.00	3,300.00	0.00	4,746.43	-1,446.43 -43.83 %
022-000-49113	TRANSFER TO R & B, PCT. 1	18,829.00	18,829.00	0.00	4,759.83	14,069.17 74.72 %
Department: 000 - BASIC OPERATIONS Total:		717,384.00	717,501.00	0.00	242,790.43	474,710.57 66.16 %
Fund: 022 - ROAD & BRIDGE II Surplus (Deficit):		0.00	-117.00	0.00	331,585.22	331,702.22 13,506.17 %

Budget Report

For Fiscal: 2018 Period Ending: 04/30/2018

	Original Total Budget	Current Total Budget	Period Activity	Fiscal Activity	Variance Favorable (Unfavorable)	Percent Remaining
Fund: 023 - ROAD & BRIDGE III						
023-30000	BEGINNING BALANCE	112,123.44	112,123.44	0.00	0.00	-112,123.44 100.00 %
023-35100	INTEREST ON INVESTMENTS	1,500.00	1,500.00	0.00	344.28	-1,155.72 77.05 %
023-39000	TRANSFER FROM GENERAL FUND	50,000.00	50,000.00	0.00	50,000.00	0.00 0.00 %
023-39003	TRANSFER FROM GEN R&B	812,333.56	812,333.56	0.00	671,740.79	-140,592.77 17.31 %
023-39005	TRANSFER FROM R&B, PCT 4	22,108.00	22,108.00	0.00	4,828.62	-17,279.38 78.16 %
Department: 000 - BASIC OPERATIONS						
023-000-40000	SALARIES	414,285.00	414,285.00	0.00	120,357.11	293,927.89 70.95 %
023-000-40100	SOCIAL SECURITY	31,393.00	31,393.00	0.00	9,172.37	22,220.63 70.78 %
023-000-40110	RETIREMENT	27,259.00	27,259.00	0.00	7,010.74	20,248.26 74.28 %
023-000-40120	HOSPITALIZATION	82,475.00	82,475.00	0.00	21,108.32	61,366.68 74.41 %
023-000-40130	WORKERS' COMPENSATION	12,526.00	12,526.00	0.00	4,423.19	8,102.81 64.69 %
023-000-40140	UNEMPLOYMENT INSURANCE	927.00	927.00	0.00	415.70	511.30 55.16 %
023-000-42150	UNIFORMS	3,000.00	3,000.00	0.00	0.00	3,000.00 100.00 %
023-000-42160	ROAD MATERIAL	150,000.00	150,000.00	0.00	55,542.00	94,458.00 62.97 %
023-000-42161	CULVERTS	19,500.00	19,500.00	0.00	2,891.22	16,608.78 85.17 %
023-000-42392	LIABILITY INSURANCE	6,000.00	6,000.00	0.00	0.00	6,000.00 100.00 %
023-000-42400	GAS, OIL, GREASE	80,000.00	80,000.00	0.00	6,643.49	73,356.51 91.70 %
023-000-42401	TIRES, TUBES	15,000.00	15,000.00	0.00	5,320.77	9,679.23 64.53 %
023-000-42420	BRIDGE REPAIR	20,000.00	20,000.00	0.00	0.00	20,000.00 100.00 %
023-000-42425	MACHINERY MAINTENANCE	40,000.00	40,000.00	0.00	4,143.47	35,856.53 89.64 %
023-000-42500	TELEPHONE	6,000.00	6,000.00	0.00	417.23	5,582.77 93.05 %
023-000-42510	UTILITIES	3,000.00	3,000.00	0.00	496.16	2,503.84 83.46 %
023-000-42650	TRAVEL & EDUCATION	2,000.00	2,000.00	0.00	0.00	2,000.00 100.00 %
023-000-42900	BONDS	200.00	200.00	0.00	0.00	200.00 100.00 %
023-000-42998	MISCELLANEOUS SUPPLIES	4,500.00	4,500.00	0.00	2,361.87	2,138.13 47.51 %
023-000-43200	PURCHASE OF EQUIPMENT	80,000.00	80,000.00	25,263.00	40,418.00	39,582.00 49.48 %
Department: 000 - BASIC OPERATIONS Total:		998,065.00	998,065.00	25,263.00	280,721.64	717,343.36 71.87 %
Fund: 023 - ROAD & BRIDGE III Surplus (Deficit):		0.00	0.00	-25,263.00	446,192.05	446,192.05 0.00 %

Budget Report

For Fiscal: 2018 Period Ending: 04/30/2018

	Original Total Budget	Current Total Budget	Period Activity	Fiscal Activity	Variance Favorable (Unfavorable)	Percent Remaining
Fund: 024 - ROAD & BRIDGE IV						
024-30000	BEGINNING BALANCE	168,202.34	168,202.34	0.00	0.00	-168,202.34 100.00 %
024-35100	INTEREST ON INVESTMENTS	1,200.00	1,200.00	0.00	610.39	-589.61 49.13 %
024-39000	TRANSFER FROM GENERAL FUND	50,000.00	50,000.00	0.00	50,000.00	0.00 0.00 %
024-39003	TRANSFER FROM GEN R&B	735,752.66	735,752.66	0.00	608,413.96	-127,338.70 17.31 %
Department: 000 - BASIC OPERATIONS						
024-000-40021	SALARIES & PART-TIME HELP	336,489.00	336,489.00	0.00	76,228.80	260,260.20 77.35 %
024-000-40100	SOCIAL SECURITY	25,742.00	25,742.00	0.00	5,749.80	19,992.20 77.66 %
024-000-40110	RETIREMENT	22,139.00	22,139.00	0.00	4,500.33	17,638.67 79.67 %
024-000-40120	HOSPITALIZATION	73,311.00	73,311.00	0.00	14,123.12	59,187.88 80.74 %
024-000-40130	WORKERS' COMPENSATION	14,997.00	14,997.00	0.00	4,423.18	10,573.82 70.51 %
024-000-40140	UNEMPLOYMENT INSURANCE	927.00	927.00	0.00	238.63	688.37 74.26 %
024-000-42150	UNIFORMS	3,000.00	3,000.00	0.00	636.88	2,363.12 78.77 %
024-000-42160	ROAD MATERIAL	175,000.00	175,000.00	0.00	37,256.28	137,743.72 78.71 %
024-000-42161	CULVERTS	15,000.00	15,000.00	0.00	0.00	15,000.00 100.00 %
024-000-42392	LIABILITY INSURANCE	7,500.00	7,500.00	0.00	0.00	7,500.00 100.00 %
024-000-42400	GAS, OIL, GREASE	75,000.00	75,000.00	0.00	6,153.16	68,846.84 91.80 %
024-000-42401	TIRES, TUBES	15,000.00	15,000.00	0.00	0.00	15,000.00 100.00 %
024-000-42420	BRIDGE REPAIR	25,000.00	25,000.00	0.00	0.00	25,000.00 100.00 %
024-000-42425	MACHINERY MAINTENANCE	75,000.00	75,000.00	0.00	7,736.10	67,263.90 89.69 %
024-000-42500	TELEPHONE	6,000.00	6,000.00	0.00	726.31	5,273.69 87.89 %
024-000-42510	UTILITIES	7,000.00	7,000.00	0.00	204.46	6,795.54 97.08 %
024-000-42659	TRAVEL & EDUCATION	5,000.00	5,000.00	0.00	762.22	4,237.78 84.76 %
024-000-42900	BONDS	200.00	200.00	0.00	0.00	200.00 100.00 %
024-000-42998	MISCELLANEOUS SUPPLIES	5,000.00	5,000.00	0.00	318.48	4,681.52 93.63 %
024-000-43200	PURCHASE OF EQUIPMENT	50,000.00	50,000.00	0.00	0.00	50,000.00 100.00 %
024-000-49115	TRANSFER TO R & B, PCT. 3	17,850.00	17,850.00	0.00	4,828.62	13,021.38 72.95 %
Department: 000 - BASIC OPERATIONS Total:		955,155.00	955,155.00	0.00	163,886.37	791,268.63 82.84 %
Fund: 024 - ROAD & BRIDGE IV Surplus (Deficit):		0.00	0.00	0.00	495,137.98	495,137.98 0.00 %

Budget Report

For Fiscal: 2018 Period Ending: 04/30/2018

	Original Total Budget	Current Total Budget	Period Activity	Fiscal Activity	Variance Favorable (Unfavorable)	Percent Remaining
Fund: 025 - TYLER CO AIRPORT						
<u>025-32101</u>	AIRPORT FEES/RENTAL	1,500.00	1,500.00	0.00	550.00	-950.00 63.33 %
<u>025-35100</u>	INTEREST ON INVESTMENTS	250.00	250.00	0.00	12.69	-237.31 94.92 %
<u>025-39000</u>	TRANSFER FROM GENERAL FUND	12,000.00	12,000.00	0.00	0.00	-12,000.00 100.00 %
Department: 000 - BASIC OPERATIONS						
<u>025-000-42390</u>	INSURANCE	3,200.00	3,200.00	0.00	0.00	3,200.00 100.00 %
<u>025-000-42410</u>	REPAIRS & MAINTENANCE	4,657.00	4,657.00	0.00	669.00	3,988.00 85.63 %
<u>025-000-42510</u>	UTILITIES	3,500.00	3,500.00	0.00	707.52	2,792.48 79.79 %
<u>025-000-43200</u>	PURCHASE OF EQUIPMENT	2,393.00	2,393.00	0.00	0.00	2,393.00 100.00 %
Department: 000 - BASIC OPERATIONS Total:		13,750.00	13,750.00	0.00	1,376.52	12,373.48 89.99 %
Fund: 025 - TYLER CO AIRPORT Surplus (Deficit):		0.00	0.00	0.00	-813.83	-813.83 0.00 %

Budget Report

For Fiscal: 2018 Period Ending: 04/30/2018

	Original Total Budget	Current Total Budget	Period Activity	Fiscal Activity	Variance Favorable (Unfavorable)	Percent Remaining
Fund: 026 - TYLER CO. RODEO ARENA/FAIRGRND						
<u>026-31145</u> RODEO ARENA FEES	2,300.00	2,300.00	0.00	0.00	-2,300.00	100.00 %
<u>026-35100</u> INTEREST ON INVESTMENTS	30.00	30.00	0.00	11.81	-18.19	60.63 %
<u>026-39000</u> TRANSFER FROM GENERAL FUND	20,200.00	20,200.00	0.00	32,200.00	12,000.00	159.41 %
Department: 000 - BASIC OPERATIONS						
<u>026-000-42410</u> REPAIRS & MAINTENANCE	17,330.00	17,330.00	0.00	5,115.00	12,215.00	70.48 %
<u>026-000-42510</u> UTILITIES	5,200.00	5,200.00	0.00	187.41	5,012.59	96.40 %
Department: 000 - BASIC OPERATIONS Total:	22,530.00	22,530.00	0.00	5,302.41	17,227.59	76.47 %
Fund: 026 - TYLER CO. RODEO ARENA/FAIRGRND Surplus (Deficit):	0.00	0.00	0.00	26,909.40	26,909.40	0.00 %

Budget Report

For Fiscal: 2018 Period Ending: 04/30/2018

	Original Total Budget	Current Total Budget	Period Activity	Fiscal Activity	Variance Favorable (Unfavorable)	Percent Remaining
Fund: 028 - ECONOMIC DEVELOPMENT						
<u>028-35100</u>						
INTEREST ON INVESTMENTS	100.00	100.00	0.00	19.58	-80.42	80.42 %
<u>028-39000</u>						
TRANSFER FROM GENERAL FUND	10,500.00	10,500.00	0.00	10,500.00	0.00	0.00 %
Department: 000 - BASIC OPERATIONS						
<u>028-000-42188</u>						
ECONOMIC DEVELOPMENT PROJEC	5,000.00	5,000.00	0.00	1,250.00	3,750.00	75.00 %
<u>028-000-42214</u>						
TEXAS FOREST PARTNERSHIP	1,500.00	1,500.00	0.00	0.00	1,500.00	100.00 %
<u>028-000-42499</u>						
MISCELLANEOUS EXPENSE	4,100.00	4,100.00	0.00	0.00	4,100.00	100.00 %
Department: 000 - BASIC OPERATIONS Total:	10,600.00	10,600.00	0.00	1,250.00	9,350.00	88.21 %
Fund: 028 - ECONOMIC DEVELOPMENT Surplus (Deficit):	0.00	0.00	0.00	9,269.58	9,269.58	0.00 %

Budget Report

For Fiscal: 2018 Period Ending: 04/30/2018

	Original Total Budget	Current Total Budget	Period Activity	Fiscal Activity	Variance Favorable (Unfavorable)	Percent Remaining
Fund: 029 - BENEVOLENCE FUND						
<u>029-39000</u> TRANSFER FROM GENERAL	1,000.00	1,000.00	0.00	1,000.00	0.00	0.00 %
Department: 000 - BASIC OPERATIONS						
<u>029-000-42499</u> MISCELLANEOUS EXPENSE	500.00	500.00	0.00	0.00	500.00	100.00 %
<u>029-000-42684</u> FLORALS	500.00	500.00	0.00	0.00	500.00	100.00 %
Department: 000 - BASIC OPERATIONS Total:	1,000.00	1,000.00	0.00	0.00	1,000.00	100.00 %
Fund: 029 - BENEVOLENCE FUND Surplus (Deficit):	0.00	0.00	0.00	1,000.00	1,000.00	0.00 %

Budget Report

For Fiscal: 2018 Period Ending: 04/30/2018

	Original Total Budget	Current Total Budget	Period Activity	Fiscal Activity	Variance Favorable (Unfavorable)	Percent Remaining
Fund: 030 - DIST CL'K STATE APPROP						
030-30000						
BEGINNING BALANCE	48,492.00	48,492.00	0.00	0.00	-48,492.00	100.00 %
030-35100						
INTEREST ON INVESTMENTS	100.00	100.00	0.00	21.10	-78.90	78.90 %
Department: 000 - BASIC OPERATIONS						
030-000-43200						
PURCHASE OF EQUIPMENT	2,592.00	2,592.00	0.00	0.00	2,592.00	100.00 %
030-000-48000						
MISCELLANEOUS EXPENSE	46,000.00	46,000.00	0.00	0.00	46,000.00	100.00 %
Department: 000 - BASIC OPERATIONS Total:	48,592.00	48,592.00	0.00	0.00	48,592.00	100.00 %
Fund: 030 - DIST CL'K STATE APPROP Surplus (Deficit):	0.00	0.00	0.00	21.10	21.10	0.00 %

Budget Report

For Fiscal: 2018 Period Ending: 04/30/2018

	Original Total Budget	Current Total Budget	Period Activity	Fiscal Activity	Variance Favorable (Unfavorable)	Percent Remaining
Fund: 031 - COUNTY CLERK RMP						
<u>031-30000</u>	BEGINNING BALANCE	242,755.00	242,755.00	0.00	0.00	-242,755.00 100.00 %
<u>031-31143</u>	RECORD ARCHIVE FEES	0.00	0.00	0.00	8,342.00	8,342.00 0.00 %
<u>031-32524</u>	COUNTY CLERK FEES (RPM)	50,000.00	50,000.00	0.00	8,081.50	-41,918.50 83.84 %
<u>031-32539</u>	CLERK RECORDS ARCHIVE FEES (AR	50,000.00	50,000.00	0.00	0.00	-50,000.00 100.00 %
<u>031-35100</u>	INTEREST ON INVESTMENTS	600.00	600.00	0.00	252.40	-347.60 57.93 %
Department: 000 - BASIC OPERATIONS						
<u>031-000-40000</u>	SALARIES	42,668.00	42,668.00	0.00	3,229.80	39,438.20 92.43 %
<u>031-000-40030</u>	SALARIES-ARCHIVE	13,268.00	13,268.00	0.00	0.00	13,268.00 100.00 %
<u>031-000-40100</u>	SOCIAL SECURITY	3,265.00	3,265.00	0.00	247.09	3,017.91 92.43 %
<u>031-000-40110</u>	RETIREMENT	2,808.00	2,808.00	0.00	183.75	2,624.25 93.46 %
<u>031-000-40120</u>	HOSPITALIZATION	8,600.00	8,600.00	0.00	0.00	8,600.00 100.00 %
<u>031-000-40130</u>	WORKERS' COMPENSATION	100.00	100.00	0.00	0.00	100.00 100.00 %
<u>031-000-40140</u>	UNEMPLOYMENT INSURANCE	100.00	100.00	0.00	12.92	87.08 87.08 %
<u>031-000-42191</u>	MISC. EXPENSE-RMP	105,000.00	105,000.00	0.00	0.00	105,000.00 100.00 %
<u>031-000-42694</u>	PRESERVATION-ARCHIVE	51,109.00	51,109.00	0.00	0.00	51,109.00 100.00 %
<u>031-000-42695</u>	PRESERVATION-RMP	56,437.00	56,437.00	0.00	0.00	56,437.00 100.00 %
<u>031-000-42903</u>	MISC. EXPENSE-ARCHIVE	5,000.00	5,000.00	0.00	0.00	5,000.00 100.00 %
<u>031-000-43200</u>	PURCHASE OF EQUIPMENT	55,000.00	55,000.00	0.00	0.00	55,000.00 100.00 %
Department: 000 - BASIC OPERATIONS Total:		343,355.00	343,355.00	0.00	3,673.56	339,681.44 98.93 %
Fund: 031 - COUNTY CLERK RMP Surplus (Deficit):		0.00	0.00	0.00	13,002.34	13,002.34 0.00 %

Budget Report

For Fiscal: 2018 Period Ending: 04/30/2018

	Original Total Budget	Current Total Budget	Period Activity	Fiscal Activity	Variance Favorable (Unfavorable)	Percent Remaining	
Fund: 036 - LIBRARY FUND							
<u>036-32517</u>							
COUNTY CLERK FINES	2,500.00	2,500.00	0.00	540.00	-1,960.00	78.40 %	
<u>036-32522</u>							
DISTRICT CLERK FINES	5,000.00	5,000.00	0.00	1,320.00	-3,680.00	73.60 %	
<u>036-35100</u>							
INTEREST ON INVESTMENTS	100.00	100.00	0.00	10.50	-89.50	89.50 %	
<u>036-39000</u>							
TRANSFER FROM GENERAL	25,000.00	25,000.00	0.00	25,000.00	0.00	0.00 %	
Department: 000 - BASIC OPERATIONS							
<u>036-000-48007</u>							
LIBRARY BOOKS & SUPPLIES	32,600.00	32,600.00	0.00	3,267.16	29,332.84	89.98 %	
Department: 000 - BASIC OPERATIONS Total:	32,600.00	32,600.00	0.00	3,267.16	29,332.84	89.98 %	
Fund: 036 - LIBRARY FUND	Surplus (Deficit):	0.00	0.00	0.00	23,603.34	23,603.34	0.00 %

Budget Report

For Fiscal: 2018 Period Ending: 04/30/2018

	Original Total Budget	Current Total Budget	Period Activity	Fiscal Activity	Variance Favorable (Unfavorable)	Percent Remaining
Fund: 037 - T C COLLECTION CENTER						
<u>037-30000</u>						
BEGINNING BALANCE	5,130.00	5,130.00	0.00	0.00	-5,130.00	100.00 %
<u>037-32126</u>						
FEES COLLECTED	39,632.00	39,632.00	914.50	22,974.00	-16,658.00	42.03 %
<u>037-35100</u>						
INTEREST ON INVESTMENTS	300.00	300.00	0.00	221.51	-78.49	26.16 %
<u>037-39000</u>						
TRANSFER FROM GENERAL FUND	150,000.00	150,000.00	0.00	150,000.00	0.00	0.00 %
<u>037-39200</u>						
SALE OF SCRAP METAL	0.00	0.00	0.00	1,850.00	1,850.00	0.00 %
Department: 000 - BASIC OPERATIONS						
<u>037-000-40000</u>						
SALARIES	82,042.00	82,042.00	0.00	20,357.13	61,684.87	75.19 %
<u>037-000-40100</u>						
SOCIAL SECURITY	6,277.00	6,277.00	0.00	1,549.24	4,727.76	75.32 %
<u>037-000-40110</u>						
RETIREMENT	8,951.00	8,951.00	0.00	1,232.24	7,718.76	86.23 %
<u>037-000-40120</u>						
HOSPITALIZATION	18,329.00	18,329.00	0.00	2,462.20	15,866.80	86.57 %
<u>037-000-40130</u>						
WORKERS' COMPENSATION	3,657.00	3,657.00	0.00	464.00	3,193.00	87.31 %
<u>037-000-40140</u>						
UNEMPLOYMENT INSURANCE	206.00	206.00	0.00	81.45	124.55	60.46 %
<u>037-000-42177</u>						
CONTAINER HAULS	40,000.00	40,000.00	0.00	7,120.00	32,880.00	82.20 %
<u>037-000-42393</u>						
LIABILITY INSURANCE ON EQUIP.	1,600.00	1,600.00	0.00	0.00	1,600.00	100.00 %
<u>037-000-42400</u>						
GAS, OIL, GREASE	7,500.00	7,500.00	0.00	1,072.74	6,427.26	85.70 %
<u>037-000-42425</u>						
MACHINERY MAINTENANCE	10,000.00	10,000.00	0.00	1,221.56	8,778.44	87.78 %
<u>037-000-42510</u>						
UTILITIES	3,000.00	3,000.00	0.00	486.20	2,513.80	83.79 %
<u>037-000-42998</u>						
MISCELLANEOUS SUPPLIES	3,500.00	3,500.00	0.00	114.82	3,385.18	96.72 %
<u>037-000-43200</u>						
PURCHASE OF EQUIPMENT	10,000.00	10,000.00	0.00	0.00	10,000.00	100.00 %
Department: 000 - BASIC OPERATIONS Total:						
	195,062.00	195,062.00	0.00	36,161.58	158,900.42	81.46 %
Fund: 037 - T C COLLECTION CENTER Surplus (Deficit):						
	0.00	0.00	914.50	138,883.93	138,883.93	0.00 %

Budget Report

For Fiscal: 2018 Period Ending: 04/30/2018

	Original Total Budget	Current Total Budget	Period Activity	Fiscal Activity	Variance Favorable (Unfavorable)	Percent Remaining
Fund: 043 - JAIL INTEREST & SINKING						
043-30000	BEGINNING BALANCE	100,000.00	100,000.00	0.00	0.00	-100,000.00 100.00 %
043-31020	DELINQUENT AD VALOREM	1,000.00	1,000.00	0.00	16.78	-983.22 98.32 %
043-35100	INTEREST ON INVESTMENTS	1,500.00	1,500.00	0.00	380.80	-1,119.20 74.61 %
Department: 000 - BASIC OPERATIONS						
043-000-42410	REPAIRS & MAINTENANCE	100,000.00	100,000.00	0.00	43,836.47	56,163.53 56.16 %
043-000-43151	BUILDING PROJECTS	2,500.00	2,500.00	0.00	14,250.00	-11,750.00 -470.00 %
Department: 000 - BASIC OPERATIONS Total:		102,500.00	102,500.00	0.00	58,086.47	44,413.53 43.33 %
Fund: 043 - JAIL INTEREST & SINKING Surplus (Deficit):		0.00	0.00	0.00	-57,688.89	-57,688.89 0.00 %

Budget Report

For Fiscal: 2018 Period Ending: 04/30/2018

		Original Total Budget	Current Total Budget	Period Activity	Fiscal Activity	Variance Favorable (Unfavorable)	Percent Remaining
Fund: 044 - COURTHOUSE SECURITY							
<u>044-30000</u>	BEGINNING BALANCE	680.00	680.00	0.00	0.00	-680.00	100.00 %
<u>044-30403</u>	ESTIMATED CARRYOVER	42,874.00	42,874.00	0.00	0.00	-42,874.00	100.00 %
<u>044-32112</u>	COURTHOUSE SECURITY FEES	18,000.00	18,000.00	13.02	2,305.59	-15,694.41	87.19 %
<u>044-35100</u>	INTEREST ON INVESTMENTS	200.00	200.00	0.00	4.55	-195.45	97.73 %
<u>044-39000</u>	TRANSFER FROM GENERAL FUND	50,000.00	50,000.00	0.00	25,000.00	-25,000.00	50.00 %
Department: 000 - BASIC OPERATIONS							
<u>044-000-40000</u>	COURTHOUSE SECURITY OFFICER	60,000.00	60,000.00	0.00	6,482.69	53,517.31	89.20 %
<u>044-000-40001</u>	COURT BAILIFF	10,000.00	10,000.00	0.00	1,776.00	8,224.00	82.24 %
<u>044-000-40100</u>	SOCIAL SECURITY	6,885.00	6,885.00	0.00	587.17	6,297.83	91.47 %
<u>044-000-40110</u>	RETIREMENT	9,819.00	9,819.00	0.00	465.25	9,353.75	95.26 %
<u>044-000-40140</u>	UNEMPLOYMENT INSURANCE	50.00	50.00	0.00	6.60	43.40	86.80 %
<u>044-000-42499</u>	MISCELLANEOUS EXPENSE	2,000.00	2,000.00	0.00	0.00	2,000.00	100.00 %
<u>044-000-42510</u>	UTILITIES	5,000.00	5,000.00	0.00	0.00	5,000.00	100.00 %
<u>044-000-43200</u>	PURCHASE OF EQUIPMENT	18,000.00	18,000.00	0.00	0.00	18,000.00	100.00 %
Department: 000 - BASIC OPERATIONS Total:		111,754.00	111,754.00	0.00	9,317.71	102,436.29	91.66 %
Fund: 044 - COURTHOUSE SECURITY Surplus (Deficit):		0.00	0.00	13.02	17,992.43	17,992.43	0.00 %

Budget Report

For Fiscal: 2018 Period Ending: 04/30/2018

	Original Total Budget	Current Total Budget	Period Activity	Fiscal Activity	Variance Favorable (Unfavorable)	Percent Remaining
Fund: 076 - EMERGENCY OPERATIONS CENTER						
076-30000						
BEGINNING BALANCE	44,780.00	44,780.00	0.00	0.00	-44,780.00	100.00 %
076-35100						
INTEREST ON INVESTMENTS	200.00	200.00	0.00	52.78	-147.22	73.61 %
076-39000						
TRANSFER FROM GENERAL FUND	192,808.00	192,808.00	0.00	192,808.00	0.00	0.00 %
Department: 000 - BASIC OPERATIONS						
076-000-40000						
SALARIES	139,090.00	139,090.00	0.00	29,824.54	109,265.46	78.56 %
076-000-40100						
SOCIAL SECURITY	10,603.00	10,603.00	0.00	2,267.28	8,335.72	78.62 %
076-000-40110						
RETIREMENT	9,120.00	9,120.00	0.00	1,819.55	7,300.45	80.05 %
076-000-40120						
HOSPITALIZATION	27,493.00	27,493.00	0.00	6,934.92	20,558.08	74.78 %
076-000-40130						
WORKERS' COMPENSATION	206.00	206.00	0.00	0.00	206.00	100.00 %
076-000-40140						
UNEMPLOYMENT INSURANCE	155.00	155.00	0.00	119.38	35.62	22.98 %
076-000-42100						
OFFICE SUPPLIES	3,200.00	3,200.00	0.00	41.95	3,158.05	98.69 %
076-000-42102						
EMERGENCY SUPPLIES/SIGNANGE	1,300.00	1,300.00	0.00	0.00	1,300.00	100.00 %
076-000-42150						
UNIFORMS	1,721.00	1,721.00	0.00	262.00	1,459.00	84.78 %
076-000-42211						
STANDBY FUEL	10,000.00	10,000.00	0.00	0.00	10,000.00	100.00 %
076-000-42351						
SERVICE OF GENERATORS	3,900.00	3,900.00	0.00	0.00	3,900.00	100.00 %
076-000-42416						
VEHICLE OPERATIONS/MAINTENAN	10,000.00	10,000.00	0.00	2,633.93	7,366.07	73.66 %
076-000-42500						
TELEPHONE	4,000.00	4,000.00	0.00	498.71	3,501.29	87.53 %
076-000-42663						
TRAINING & TRAVEL REIMB.	3,000.00	3,000.00	0.00	27.72	2,972.28	99.08 %
076-000-43200						
PURCHASE OF EQUIPMENT	10,000.00	10,000.00	0.00	0.00	10,000.00	100.00 %
076-000-43901						
STANDBY MAINTENANCE	4,000.00	4,000.00	0.00	0.00	4,000.00	100.00 %
Department: 000 - BASIC OPERATIONS Total:	237,788.00	237,788.00	0.00	44,429.98	193,358.02	81.32 %
Fund: 076 - EMERGENCY OPERATIONS CENTER Surplus (Deficit):	0.00	0.00	0.00	148,430.80	148,430.80	0.00 %

Budget Report

For Fiscal: 2018 Period Ending: 04/30/2018

	Original Total Budget	Current Total Budget	Period Activity	Fiscal Activity	Variance Favorable (Unfavorable)	Percent Remaining
Fund: 089 - TYLER COUNTY NUTRITION CENTER						
<u>089-31140</u>	3,000.00	3,000.00	0.00	250.00	-2,750.00	91.67 %
<u>089-32128</u>	1,500.00	1,500.00	0.00	300.00	-1,200.00	80.00 %
<u>089-35100</u>	200.00	200.00	0.00	39.60	-160.40	80.20 %
<u>089-39000</u>	58,500.00	58,500.00	0.00	58,500.00	0.00	0.00 %
Department: 000 - BASIC OPERATIONS						
<u>089-000-40050</u>	2,000.00	2,000.00	0.00	0.00	2,000.00	100.00 %
<u>089-000-40100</u>	153.00	153.00	0.00	0.00	153.00	100.00 %
<u>089-000-40110</u>	221.00	221.00	0.00	0.00	221.00	100.00 %
<u>089-000-40130</u>	50.00	50.00	0.00	0.00	50.00	100.00 %
<u>089-000-40140</u>	50.00	50.00	0.00	0.00	50.00	100.00 %
<u>089-000-42204</u>	1,500.00	1,500.00	0.00	0.00	1,500.00	100.00 %
<u>089-000-42394</u>	500.00	500.00	0.00	0.00	500.00	100.00 %
<u>089-000-42410</u>	14,000.00	14,000.00	0.00	1,053.24	12,946.76	92.48 %
<u>089-000-42510</u>	29,726.00	29,726.00	0.00	3,635.89	26,090.11	87.77 %
<u>089-000-43200</u>	15,000.00	15,000.00	0.00	0.00	15,000.00	100.00 %
Department: 000 - BASIC OPERATIONS Total:	63,200.00	63,200.00	0.00	4,689.13	58,510.87	92.58 %
Fund: 089 - TYLER COUNTY NUTRITION CENTER Surplus (Deficit):	0.00	0.00	0.00	54,400.47	54,400.47	0.00 %

Budget Report

For Fiscal: 2018 Period Ending: 04/30/2018

	Original Total Budget	Current Total Budget	Period Activity	Fiscal Activity	Variance Favorable (Unfavorable)	Percent Remaining
Fund: 111 - COURTHOUSE RESTORATION						
<u>111-39000</u> TRANSFER FROM GENERAL FUND	75,000.00	75,000.00	0.00	75,000.00	0.00	0.00 %
Department: 000 - BASIC OPERATIONS						
<u>111-000-42412</u> RESTORATION EXPENSE	32,500.00	32,500.00	0.00	0.00	32,500.00	100.00 %
<u>111-000-48000</u> MISC. EXPENSE	2,500.00	2,500.00	0.00	1,080.00	1,420.00	56.80 %
<u>111-000-48011</u> COURTHOUSE REPAIRS	40,000.00	40,000.00	0.00	104,700.49	-64,700.49	-161.75 %
Department: 000 - BASIC OPERATIONS Total:	75,000.00	75,000.00	0.00	105,780.49	-30,780.49	-41.04 %
Fund: 111 - COURTHOUSE RESTORATION Surplus (Deficit):	0.00	0.00	0.00	-30,780.49	-30,780.49	0.00 %


Budget Report

For Fiscal: 2018 Period Ending: 04/30/2018

	Original Total Budget	Current Total Budget	Period Activity	Fiscal Activity	Variance Favorable (Unfavorable)	Percent Remaining
Fund: 112 - LEGISLATIVE SERVICES						
<u>112-39000</u> TRANSFER FROM GENERAL FUND	10,500.00	10,500.00	0.00	10,500.00	0.00	0.00 %
Department: 000 - BASIC OPERATIONS						
<u>112-000-48000</u> MISCELLANEOUS EXPENSE	10,500.00	10,500.00	0.00	0.00	10,500.00	100.00 %
Department: 000 - BASIC OPERATIONS Total:	10,500.00	10,500.00	0.00	0.00	10,500.00	100.00 %
Fund: 112 - LEGISLATIVE SERVICES Surplus (Deficit):	0.00	0.00	0.00	10,500.00	10,500.00	0.00 %
Report Surplus (Deficit):	0.00	-16,245.14	2,871.04	6,002,158.41	6,018,403.55	17,047.41 %

Fund Summary

Fund	Original Total Budget	Current Total Budget	Period Activity	Fiscal Activity	Variance Favorable (Unfavorable)
010 - GENERAL FUND	0.00	-15,178.24	25,713.66	4,071,634.53	4,086,812.77
020 - GENERAL ROAD & BRIDGE	0.00	0.00	1,492.86	1,492.86	1,492.86
021 - ROAD & BRIDGE I	0.00	-949.90	0.00	301,385.59	302,335.49
022 - ROAD & BRIDGE II	0.00	-117.00	0.00	331,585.22	331,702.22
023 - ROAD & BRIDGE III	0.00	0.00	-25,263.00	446,192.05	446,192.05
024 - ROAD & BRIDGE IV	0.00	0.00	0.00	495,137.98	495,137.98
025 - TYLER CO AIRPORT	0.00	0.00	0.00	-813.83	-813.83
026 - TYLER CO. RODEO ARENA/F.	0.00	0.00	0.00	26,909.40	26,909.40
028 - ECONOMIC DEVELOPMENT	0.00	0.00	0.00	9,269.58	9,269.58
029 - BENEVOLENCE FUND	0.00	0.00	0.00	1,000.00	1,000.00
030 - DIST CL'K STATE APPROP	0.00	0.00	0.00	21.10	21.10
031 - COUNTY CLERK RMP	0.00	0.00	0.00	13,002.34	13,002.34
036 - LIBRARY FUND	0.00	0.00	0.00	23,603.34	23,603.34
037 - T C COLLECTION CENTER	0.00	0.00	914.50	138,883.93	138,883.93
043 - JAIL INTEREST & SINKING	0.00	0.00	0.00	-57,688.89	-57,688.89
044 - COURTHOUSE SECURITY	0.00	0.00	13.02	17,992.43	17,992.43
076 - EMERGENCY OPERATIONS C	0.00	0.00	0.00	148,430.80	148,430.80
089 - TYLER COUNTY NUTRITION I	0.00	0.00	0.00	54,400.47	54,400.47
111 - COURTHOUSE RESTORATIOI	0.00	0.00	0.00	-30,780.49	-30,780.49
112 - LEGISLATIVE SERVICES	0.00	0.00	0.00	10,500.00	10,500.00
Report Surplus (Deficit):	0.00	-16,245.14	2,871.04	6,002,158.41	6,018,403.55



Accounts Payable

March 28, 2018 – April 11, 2018



Tyler County, TX

CHECK REGISTER

By Fund

Payable Dates 03/28/2018 - 04/11/2018

Vendor Name	Payment Number	Post Date	Description (Item)	Account Number	Project Account Key	Post Date	Amount
Fund: 010 - GENERAL FUND							
BLANCHETTE, JACQUES JUD		03/29/2018	MILEAGE/TAC RISK CONF.	010-421-42190		03/29/2018	317.86
BLANCHETTE, JACQUES JUD		03/29/2018	MILEAGE/TAC RISK CONF.	010-421-42190		03/29/2018	-317.86
NATIONWIDE RETIREMENT S	128471	03/29/2018	Deferred Comp	010-21300		03/29/2018	50.00
TYLER COUNTY TAX ASSESSO	128472	03/29/2018	Tyler County Property Tax	010-21300		03/29/2018	100.00
TYLER COUNTY PAYROLL	128467	03/29/2018	FICA	010-21300		03/29/2018	15,575.58
TYLER COUNTY PAYROLL	128467	03/29/2018	Federal Withholding	010-21300		03/29/2018	9,972.89
TYLER COUNTY PAYROLL	128467	03/29/2018	Medicare	010-21300		03/29/2018	3,642.66
TYLER COUNTY PAYROLL	128470	03/28/2018	PAYROLL TRANSFER	010-29999		03/28/2018	96,148.90
CYPHER COMPUTERS	128508	03/29/2018	INV.#0002110/COUNTYOFFI	010-440-42101		03/29/2018	260.00
WALLING SIGNS & GRAPHICS	128499	03/29/2018	SIGNATURE STAMP/LEWIS,VE	010-401-42158		03/29/2018	21.95
SPARKLETTS & SIERRA SPRIN	128490	03/29/2018	215493916208490/COUNTY	010-440-42101		03/29/2018	36.74
ALL NEEDZ DENTAL/WORSLE	128475	03/29/2018	01/07/1982-LOCY, DAVID/TC	010-401-42231		03/29/2018	253.00
CARD SERVICE CENTER/MAS	128506	03/29/2018	MASTERCARD MARCH 2018	010-401-42111		03/29/2018	93.14
CARD SERVICE CENTER/MAS	128506	03/29/2018	MASTERCARD MARCH 2018	010-401-42178		03/29/2018	123.15
CARD SERVICE CENTER/MAS	128506	03/29/2018	MASTERCARD MARCH 2018	010-401-42628		03/29/2018	1,799.52
CARD SERVICE CENTER/MAS	128506	03/29/2018	MASTERCARD MARCH 2018	010-408-42685		03/29/2018	70.00
CARD SERVICE CENTER/MAS	128506	03/29/2018	MASTERCARD MARCH 2018	010-421-42189		03/29/2018	1,032.60
CARD SERVICE CENTER/MAS	128506	03/29/2018	MASTERCARD MARCH 2018	010-422-42659		03/29/2018	48.00
CARD SERVICE CENTER/MAS	128506	03/29/2018	MASTERCARD MARCH 2018	010-426-42182		03/29/2018	100.00
CARD SERVICE CENTER/MAS	128506	03/29/2018	MASTERCARD MARCH 2018	010-426-42217		03/29/2018	58.89
CARD SERVICE CENTER/MAS	128506	03/29/2018	MASTERCARD MARCH 2018	010-426-42400		03/29/2018	36.00
CARD SERVICE CENTER/MAS	128506	03/29/2018	MASTERCARD MARCH 2018	010-426-42659		03/29/2018	1,062.10
CARD SERVICE CENTER/MAS	128506	03/29/2018	MASTERCARD MARCH 2018	010-427-42108		03/29/2018	17.32
CARD SERVICE CENTER/MAS	128506	03/29/2018	MASTERCARD MARCH 2018	010-427-42157		03/29/2018	17.51
CARD SERVICE CENTER/MAS	128506	03/29/2018	MASTERCARD MARCH 2018	010-442-42412		03/29/2018	223.08
ADVANCED SYSTEMS & ALAR	128474	03/29/2018	7488/COCLK	010-402-42500		03/29/2018	35.00
SPIVEY, JACOB	128491	03/29/2018	MILEAGE/AG.EXT.	010-439-42225		03/29/2018	65.95
WEATHERBY, ANALICIA	128503	03/29/2018	PLANT MAINTENANCE/COJU	010-442-42412		03/29/2018	300.00
FREEMAN, DALE	128480	03/29/2018	REIMB./BALIFF88THDIST.CRT.	010-409-42172		03/29/2018	11.96
SAUNDERS, JACQUELINE SUE	128488	03/29/2018	PER DIEM & MILEAGE/TAC RI	010-423-42659		03/29/2018	314.59
SYSTEM ACCESS	128493	03/29/2018	INV.#432/TCSO	010-440-42353		03/29/2018	325.00
SYSTEM ACCESS	128493	03/29/2018	INV.#433/TCSO	010-440-42353		03/29/2018	195.00
TYLER COUNTY HOSPITAL	128498	03/29/2018	457100/TCSO	010-426-42640		03/29/2018	46.20
TYLER COUNTY HOSPITAL	128498	03/29/2018	5031/PCT.4	010-401-48000		03/29/2018	46.20
SYSTEM ACCESS	128493	03/29/2018	INV.#A121/COAUD	010-440-42353		03/29/2018	260.00
SYSTEM ACCESS	128493	03/29/2018	INV.#C191/TCSO	010-426-42413		03/29/2018	50.00
OFFICE OF THE A.G. CHILD S	DFT0001899	03/29/2018	CS 001355592536474	010-21300		03/29/2018	248.42

CHECK REGISTER

Payable Dates: 03/28/2018 - 04/11/2018

Vendor Name	Payment Number	Post Date	Description (Item)	Account Number	Project Account Key	Post Date	Amount
OFFICE OF THE A.G. CHILD S	DFT0001900	03/29/2018	CS	010-21300		03/29/2018	179.59
OFFICE OF THE A.G. CHILD S	DFT0001901	03/29/2018	CS	010-21300		03/29/2018	139.96
OFFICE OF THE A.G. CHILD S	DFT0001902	03/29/2018	CS	010-21300		03/29/2018	151.96
OFFICE OF THE A.G. CHILD S	DFT0001903	03/29/2018	CS	010-21300		03/29/2018	354.58
OFFICE OF THE A.G. CHILD S	DFT0001904	03/29/2018	CS	010-21300		03/29/2018	163.04
DIXIE PAPER CO. - TYLER	128478	03/29/2018	2349644/COAUD	010-440-42101		03/29/2018	318.70
WALMART COMMUNITY/GE	128509	03/29/2018	7809/TCSO	010-426-42100		03/29/2018	84.26
WALMART COMMUNITY/GE	128509	03/29/2018	7809/TCSO	010-426-42182		03/29/2018	20.51
WALMART COMMUNITY/GE	128501	03/29/2018	0428/CDA	010-419-42100		03/29/2018	7.16
A T & T PHONES - ATLANTA,	128473	03/29/2018	80114/IP.2	010-412-42500		03/29/2018	87.99
TEXAS DOCUMENT SOLUTIO	128495	03/29/2018	EQUIPMENT ID#T4887/COCL	010-440-42353		03/29/2018	115.00
TEXAS DEPT. PARKS & WILDLI	128494	03/29/2018	TICKET#A8209655/GAME W	010-401-48000		03/29/2018	155.55
MORGAN, ADAM L.	128483	03/30/2018	T91402/RTT#035600	010-401-48000		03/30/2018	16.00
TEXAS COUNTY & DISTRICT R	DFT0001898	03/29/2018	Tyler County, TX Retirement	010-21320		03/29/2018	16,024.43
RANDEL, MARY	128511	04/03/2018	MILEAGE/PICKING UP FRAM	010-422-42659		04/03/2018	37.06
STURROCK, STEVAN	128510	04/03/2018	PER DIEM/CO.MGMT. & RISK	010-426-42659		04/03/2018	150.00
TEXAS ASSOCIATION OF COU	128512	03/29/2018	Unemployment	010-21340		03/29/2018	444.86
Fund 010 - GENERAL FUND Total:							151,092.00
Fund: 021 - ROAD & BRIDGE I							
TYLER COUNTY PAYROLL	128467	03/29/2018	FICA	021-21300		03/29/2018	1,409.02
TYLER COUNTY PAYROLL	128467	03/29/2018	Federal Withholding	021-21300		03/29/2018	1,023.41
TYLER COUNTY PAYROLL	128467	03/29/2018	Medicare	021-21300		03/29/2018	329.52
TYLER COUNTY PAYROLL	128470	03/28/2018	PAYROLL TRANSFER	021-29999		03/28/2018	8,686.40
CARD SERVICE CENTER/MAS	128506	03/29/2018	MASTERCARD MARCH 2018	021-000-42659		03/29/2018	574.90
CARD SERVICE CENTER/MAS	128506	03/29/2018	MASTERCARD MARCH 2018	021-000-42998		03/29/2018	248.70
BLACKSHER, JOSEPH PRESTO	128476	03/29/2018	FILL GRAVEL FOR PCT.1	021-000-42160		03/29/2018	1,340.00
TEXAS COUNTY & DISTRICT R	DFT0001898	03/29/2018	Tyler County, TX Retirement	021-21320		03/29/2018	1,479.74
TEXAS ASSOCIATION OF COU	128512	03/29/2018	Unemployment	021-21340		03/29/2018	38.19
Fund 021 - ROAD & BRIDGE I Total:							15,129.88
Fund: 022 - ROAD & BRIDGE II							
TYLER COUNTY PAYROLL	128467	03/29/2018	FICA	022-21300		03/29/2018	1,135.00
TYLER COUNTY PAYROLL	128467	03/29/2018	Federal Withholding	022-21300		03/29/2018	696.02
TYLER COUNTY PAYROLL	128467	03/29/2018	Medicare	022-21300		03/29/2018	265.44
TYLER COUNTY PAYROLL	128470	03/28/2018	PAYROLL TRANSFER	022-29999		03/28/2018	7,124.52
CARD SERVICE CENTER/MAS	128506	03/29/2018	MASTERCARD MARCH 2018	022-000-42425		03/29/2018	535.77
TEXAS COUNTY & DISTRICT R	DFT0001898	03/29/2018	Tyler County, TX Retirement	022-21320		03/29/2018	1,193.92
TEXAS ASSOCIATION OF COU	128512	03/29/2018	Unemployment	022-21340		03/29/2018	29.30
Fund 022 - ROAD & BRIDGE II Total:							10,979.97
Fund: 023 - ROAD & BRIDGE III							
TYLER COUNTY PAYROLL	128467	03/29/2018	FICA	023-21300		03/29/2018	2,075.64
TYLER COUNTY PAYROLL	128467	03/29/2018	Federal Withholding	023-21300		03/29/2018	1,037.62
TYLER COUNTY PAYROLL	128467	03/29/2018	Medicare	023-21300		03/29/2018	485.44
TYLER COUNTY PAYROLL	128470	03/28/2018	PAYROLL TRANSFER	023-29999		03/28/2018	13,297.09

CHECK REGISTER

Payable Dates: 03/28/2018 - 04/11/2018

Vendor Name	Payment Number	Post Date	Description (Item)	Account Number	Project Account Key	Post Date	Amount
TEXAS COUNTY & DISTRICT R	DFT0001898	03/29/2018	Tyler County, TX Retirement	023-21320		03/29/2018	2,120.80
TEXAS ASSOCIATION OF COU	128512	03/29/2018	Unemployment	023-21340		03/29/2018	59.62
SOUTH AG DISTRIBUTING IN	128517	04/04/2018	2019 RAMPANT 25 TILT TRAI	023-000-43200		04/04/2018	25,263.00
Fund 023 - ROAD & BRIDGE III Total:							44,339.21
Fund: 024 - ROAD & BRIDGE IV							
TYLER COUNTY PAYROLL	128467	03/29/2018	FICA	024-21300		03/29/2018	1,225.84
TYLER COUNTY PAYROLL	128467	03/29/2018	Federal Withholding	024-21300		03/29/2018	783.37
TYLER COUNTY PAYROLL	128467	03/29/2018	Medicare	024-21300		03/29/2018	286.70
TYLER COUNTY PAYROLL	128470	03/28/2018	PAYROLL TRANSFER	024-29999		03/28/2018	7,712.65
CARD SERVICE CENTER/MAS	128506	03/29/2018	MASTERCARD MARCH 2018	024-000-42425		03/29/2018	1,302.11
CARD SERVICE CENTER/MAS	128506	03/29/2018	MASTERCARD MARCH 2018	024-000-42659		03/29/2018	247.70
TEXAS COUNTY & DISTRICT R	DFT0001898	03/29/2018	Tyler County, TX Retirement	024-21320		03/29/2018	1,195.57
TEXAS ASSOCIATION OF COU	128512	03/29/2018	Unemployment	024-21340		03/29/2018	32.14
Fund 024 - ROAD & BRIDGE IV Total:							12,786.08
Fund: 031 - COUNTY CLERK RMP							
TYLER COUNTY PAYROLL	128467	03/29/2018	FICA	031-21300		03/29/2018	29.76
TYLER COUNTY PAYROLL	128467	03/29/2018	Medicare	031-21300		03/29/2018	6.96
TYLER COUNTY PAYROLL	128470	03/28/2018	PAYROLL TRANSFER	031-29999		03/28/2018	204.84
TEXAS COUNTY & DISTRICT R	DFT0001898	03/29/2018	Tyler County, TX Retirement	031-21320		03/29/2018	31.71
TEXAS ASSOCIATION OF COU	128512	03/29/2018	Unemployment	031-21340		03/29/2018	0.96
Fund 031 - COUNTY CLERK RMP Total:							274.23
Fund: 037 - T C COLLECTION CENTER							
TYLER COUNTY PAYROLL	128467	03/29/2018	FICA	037-21300		03/29/2018	354.60
TYLER COUNTY PAYROLL	128467	03/29/2018	Federal Withholding	037-21300		03/29/2018	217.87
TYLER COUNTY PAYROLL	128467	03/29/2018	Medicare	037-21300		03/29/2018	82.92
TYLER COUNTY PAYROLL	128470	03/28/2018	PAYROLL TRANSFER	037-29999		03/28/2018	2,239.47
WALMART COMMUNITY/GE	128501	03/29/2018	2157/COLL.CTR.	037-000-42425		03/29/2018	10.70
TEXAS COUNTY & DISTRICT R	DFT0001898	03/29/2018	Tyler County, TX Retirement	037-21320		03/29/2018	346.30
TEXAS ASSOCIATION OF COU	128512	03/29/2018	Unemployment	037-21340		03/29/2018	11.44
Fund 037 - T C COLLECTION CENTER Total:							3,263.30
Fund: 044 - COURTHOUSE SECURITY							
TYLER COUNTY PAYROLL	128467	03/29/2018	FICA	044-21300		03/29/2018	110.62
TYLER COUNTY PAYROLL	128467	03/29/2018	Federal Withholding	044-21300		03/29/2018	105.34
TYLER COUNTY PAYROLL	128467	03/29/2018	Medicare	044-21300		03/29/2018	25.86
TYLER COUNTY PAYROLL	128470	03/28/2018	PAYROLL TRANSFER	044-29999		03/28/2018	657.61
TEXAS COUNTY & DISTRICT R	DFT0001898	03/29/2018	Tyler County, TX Retirement	044-21320		03/29/2018	114.79
Fund 044 - COURTHOUSE SECURITY Total:							1,014.22
Fund: 049 - C D A TRUST							
PARKER'S BUILDING SUPPLY -	128485	03/29/2018	RESTITUTION/CDA	049-000-42908		03/29/2018	363.91
S & S INVESTMENTS / DBA S	128487	03/29/2018	RESTITUTION/CDA	049-000-42908		03/29/2018	50.43
WEST MAGNOLIA/RESTITUTI	128504	03/29/2018	RESTITUTION/CDA	049-000-42908		03/29/2018	480.00
MODICA BROS.	128482	03/29/2018	RESTITUTION/CDA	049-000-42908		03/29/2018	371.44

CHECK REGISTER

Payable Dates: 03/28/2018 - 04/11/2018

Vendor Name	Payment Number	Post Date	Description (Item)	Account Number	Project Account Key	Post Date	Amount
PIZZA HUT/RESTITUTION	128486	03/29/2018	RESTITUTION/CDA	049-000-42908		03/29/2018	58.13
DOVER, BILL L.	128479	03/29/2018	RESTITUTION/CDA	049-000-42908		03/29/2018	95.00
WARREN HIGH SCHOOL	128502	03/29/2018	RESTITUTION/CDA	049-000-42908		03/29/2018	119.00
Fund 049 - C D A TRUST Total:							1,537.91
Fund: 053 - ADULT PROBATION							
TYLER COUNTY PAYROLL	128467	03/29/2018	FICA	053-21300		03/29/2018	1,000.74
TYLER COUNTY PAYROLL	128467	03/29/2018	Federal Withholding	053-21300		03/29/2018	363.76
TYLER COUNTY PAYROLL	128467	03/29/2018	Medicare	053-21300		03/29/2018	234.04
TYLER COUNTY PAYROLL	128470	03/28/2018	PAYROLL TRANSFER	053-29999		03/28/2018	6,524.35
CARD SERVICE CENTER/MAS	128506	03/29/2018	MASTERCARD MARCH 2018	053-461-42664		03/29/2018	11.17
TEXAS COUNTY & DISTRICT R	DFT0001898	03/29/2018	Tyler County, TX Retirement	053-21320		03/29/2018	1,066.11
TEXAS ASSOCIATION OF COU	128512	03/29/2018	Unemployment	053-21340		03/29/2018	32.28
Fund 053 - ADULT PROBATION Total:							9,232.45
Fund: 054 - JUVENILE PROBATION							
NATIONWIDE RETIREMENT S	128471	03/29/2018	Deferred Comp	054-21300		03/29/2018	75.00
TYLER COUNTY PAYROLL	128467	03/29/2018	FICA	054-21300		03/29/2018	807.40
TYLER COUNTY PAYROLL	128467	03/29/2018	Federal Withholding	054-21300		03/29/2018	630.02
TYLER COUNTY PAYROLL	128467	03/29/2018	Medicare	054-21300		03/29/2018	188.84
TYLER COUNTY PAYROLL	128470	03/28/2018	PAYROLL TRANSFER	054-29999		03/28/2018	4,858.93
SHEFFIELD, TONYA	128489	03/29/2018	MILEAGE/CJIS- DPS CONF.	054-451-42659		03/29/2018	247.43
TEXAS PROBATION ASSOCIAT	128496	03/29/2018	REGIS/ALLEN, TERRY- TX.PRO	054-451-42659		03/29/2018	150.00
TEXAS COUNTY & DISTRICT R	DFT0001898	03/29/2018	Tyler County, TX Retirement	054-21320		03/29/2018	847.96
TEXAS ASSOCIATION OF COU	128512	03/29/2018	Unemployment	054-21340		03/29/2018	26.04
Fund 054 - JUVENILE PROBATION Total:							7,831.62
Fund: 076 - EMERGENCY OPERATIONS CENTER							
TYLER COUNTY PAYROLL	128467	03/29/2018	FICA	076-21300		03/29/2018	516.72
TYLER COUNTY PAYROLL	128467	03/29/2018	Federal Withholding	076-21300		03/29/2018	303.69
TYLER COUNTY PAYROLL	128467	03/29/2018	Medicare	076-21300		03/29/2018	120.84
TYLER COUNTY PAYROLL	128470	03/28/2018	PAYROLL TRANSFER	076-29999		03/28/2018	3,257.90
CARD SERVICE CENTER/MAS	128506	03/29/2018	MASTERCARD MARCH 2018	076-000-42150		03/29/2018	122.00
CARD SERVICE CENTER/MAS	128506	03/29/2018	MASTERCARD MARCH 2018	076-000-42416		03/29/2018	210.28
JOBE, KEN	128481	03/29/2018	PER DIEM/TDEM CONF.	076-000-42663		03/29/2018	27.72
TEXAS COUNTY & DISTRICT R	DFT0001898	03/29/2018	Tyler County, TX Retirement	076-21320		03/29/2018	541.34
TEXAS ASSOCIATION OF COU	128512	03/29/2018	Unemployment	076-21340		03/29/2018	16.68
Fund 076 - EMERGENCY OPERATIONS CENTER Total:							5,117.17
Fund: 093 - PAYROLL ACCOUNT							
UNITED STATES TREASURY-IR	DFT0001905	03/28/2018	MARCH FEDERAL TAXES PPE	093-11000		03/28/2018	45,044.13
Fund 093 - PAYROLL ACCOUNT Total:							45,044.13
Fund: 111 - COURTHOUSE RESTORATION							
MUSTANG CAT	128484	03/29/2018	598085/COJUD	111-000-48011		03/29/2018	2,040.00
TYLER COUNTY CONSTRUCTI	128497	03/29/2018	INV.#1055/COJUD	111-000-48011		03/29/2018	4,040.00
WHELAN, ROBERT WILLIAM	128505	03/29/2018	INV.#185617/COJUD	111-000-48011		03/29/2018	150.00

CHECK REGISTER

Vendor Name	Payment Number	Post Date	Description (Item)	Account Number	Project Account Key	Post Date	Amount
STEWART, GREGORY D.	128492	03/30/2018	INV#494817/COJUD	111-000-48011		03/30/2018	1,350.00
Fund 111 - COURTHOUSE RESTORATION Total:							7,580.00
Fund: 113 - CIVIL FEES - ADULT PROBATION							
CARD SERVICE CENTER/MAS	128506	03/29/2018	MASTERCARD MARCH 2018	113-000-42104		03/29/2018	52.65
Fund 113 - CIVIL FEES - ADULT PROBATION Total:							52.65
Grand Total:							315,274.82

Payable Dates: 03/28/2018 - 04/11/2018

Report Summary

Fund Summary

Fund	Payment Amount
010 - GENERAL FUND	151,092.00
021 - ROAD & BRIDGE I	15,129.88
022 - ROAD & BRIDGE II	10,979.97
023 - ROAD & BRIDGE III	44,339.21
024 - ROAD & BRIDGE IV	12,786.08
031 - COUNTY CLERK RMP	274.23
037 - T C COLLECTION CENTER	3,263.30
044 - COURTHOUSE SECURITY	1,014.22
049 - C D A TRUST	1,537.91
053 - ADULT PROBATION	9,232.45
054 - JUVENILE PROBATION	7,831.62
076 - EMERGENCY OPERATIONS CENTER	5,117.17
093 - PAYROLL ACCOUNT	45,044.13
111 - COURTHOUSE RESTORATION	7,580.00
113 - CIVIL FEES - ADULT PROBATION	52.65
Grand Total:	315,274.82

Account Summary


Account Number	Account Name	Payment Amount
010-21300	PAYROLL LIABILITIES	30,578.68
010-21320	RETIREMENT	16,024.43
010-21340	UNEMPLOYMENT	444.86
010-29999	Due To Other Funds	96,148.90
010-401-42111	POSTAGE FOR POSTAGE	93.14
010-401-42158	ELECTION EXPENSE	21.95
010-401-42178	CONTINGENCY FOR MIS	123.15
010-401-42231	HOUSING OF TCSO INM	253.00
010-401-42628	CONTINGENCY FOR LEG	1,799.52
010-401-48000	MISCELLANEOUS EXPEN	217.75
010-402-42500	TELEPHONE	35.00
010-408-42685	FOOD/LODGING FOR JU	70.00
010-409-42172	JUDICIAL DISTRICT EXPE	11.96
010-412-42500	TELEPHONE	87.99
010-419-42100	OFFICE SUPPLIES	7.16
010-421-42189	EDUCATION, GOVERNME	1,032.60
010-421-42190	MEETINGS EXPENSE	0.00
010-422-42659	TRAVEL & EDUCATION	85.06
010-423-42659	TRAVEL & EDUCATION	314.59
010-426-42100	OFFICE SUPPLIES	84.26
010-426-42182	DEPUTIES SUPPLIES	120.51

CHECK REGISTER

CHECK REGISTER

Payable Dates: 03/28/2018 - 04/11/2018

Account Summary		
Account Number	Account Name	Payment Amount
010-426-42217	TRANSPORTS COSTS	58.89
010-426-42400	GAS, OIL, GREASE	36.00
010-426-42413	REPAIRS TO VEHICLES	50.00
010-426-42640	EMPLOYEE PHYSICALS	46.20
010-426-42659	TRAVEL & EDUCATION	1,212.10
010-427-42108	JAIL SUPPLIES	17.32
010-427-42157	PRISONER MEALS	17.51
010-439-42225	OUT-OF-COUNTY TRAVE	65.95
010-440-42101	SUPPLIES	615.44
010-440-42353	SUPPORT SERVICES	895.00
010-442-42412	REPAIRS TO COURTHOU	523.08
021-000-42160	ROAD MATERIAL	1,340.00
021-000-42659	TRAVEL & EDUCATION	574.90
021-000-42998	MISCELLANEOUS SUPPLI	248.70
021-21300	PAYROLL LIABILITIES	2,761.95
021-21320	RETIREMENT	1,479.74
021-21340	UNEMPLOYMENT	38.19
021-29999	Due To Other Funds	8,686.40
022-000-42425	MACHINERY MAINTENA	535.77
022-21300	PAYROLL LIABILITIES	2,096.46
022-21320	RETIREMENT	1,193.92
022-21340	UNEMPLOYMENT	29.30
022-29999	Due To Other Funds	7,124.52
023-000-43200	PURCHASE OF EQUIPME	25,263.00
023-21300	PAYROLL LIABILITIES	3,598.70
023-21320	RETIREMENT	2,120.80
023-21340	UNEMPLOYMENT	59.62
023-29999	Due To Other Funds	13,297.09
024-000-42425	MACHINERY MAINTENA	1,302.11
024-000-42659	TRAVEL & EDUCATION	247.70
024-21300	PAYROLL LIABILITIES	2,295.91
024-21320	RETIREMENT	1,195.57
024-21340	UNEMPLOYMENT	32.14
024-29999	Due To Other Funds	7,712.65
031-21300	PAYROLL LIABILITIES	36.72
031-21320	RETIREMENT	31.71
031-21340	UNEMPLOYMENT	0.96
031-29999	Due To Other Funds	204.84
037-000-42425	MACHINERY MAINTENA	10.70
037-21300	PAYROLL LIABILITIES	655.39
037-21320	RETIREMENT	346.30
037-21340	UNEMPLOYMENT	11.44



PAYROLL

March 14,2018-March 27, 2018



Packet: PYPKT01292 - PPE 2018.03.27
Payroll Set: 01 - Payroll Set 01

Pay Period: 03/14/2018 - 03/27/2018

Department: 010-402 - County Clerk

Total Direct Deposits: 8,475.39
Total Check Amounts: 0.00

EARNINGS

Pay Code	Units	Pay Amount
Cell Phone	7.00	184.63
Comp Earned @ 1.5	11.25	0.00
Comp Taken	60.00	0.00
Hourly	171.00	1,710.00
Position Long	0.00	172.50
Regular	560.00	8,613.56
Sick	10.00	0.00
Vacation	20.00	0.00
Total:	839.25	10,680.69

BENEFITS

Pay Code	Units	Pay Amount
Hours Worked	390.00	0.00
Total:	390.00	0.00

TAXES

Code	Subject To	Employee	Employer
FICA	10,680.69	662.21	662.21
FIT	9,998.49	706.03	0.00
Med	10,680.69	154.86	154.86
Unemp	8,776.96	0.00	35.13
Total:	1,523.10	852.20	

DEDUCTIONS

Code	Subject To	Employee	Employer
TCDRS	9,746.06	682.20	605.23
Total:	682.20	605.23	

RECAP 010-402 - County Clerk

Earnings: 10,680.69 Benefits: 0.00 Deductions: 682.20 Taxes: 1,523.10 Net Pay: 8,475.39

Department: 010-405 - Veterans Service

Total Direct Deposits: 970.91
Total Check Amounts: 0.00

EARNINGS

Pay Code	Units	Pay Amount
Cell Phone	1.00	23.08
Hourly	40.00	440.00
Regular	30.00	812.00
Total:	71.00	1,275.08

TAXES

Code	Subject To	Employee	Employer
FICA	1,275.08	79.05	79.05
FIT	1,187.44	118.99	0.00
Med	1,275.08	18.49	18.49
Unemp	1,275.08	0.00	5.10
Total:	216.53	102.64	

DEDUCTIONS

Code	Subject To	Employee	Employer
TCDRS	1,252.00	87.64	77.75
Total:	87.64	77.75	

RECAP 010-405 - Veterans Service

Earnings: 1,275.08 Benefits: 0.00 Deductions: 87.64 Taxes: 216.53 Net Pay: 970.91

Department: 010-407 - District Clerk

Total Direct Deposits: 5,143.84
Total Check Amounts: 0.00

EARNINGS

Pay Code	Units	Pay Amount
Cell Phone	5.00	138.47
OT-Pay	2.50	60.30
Position Long	0.00	97.50
Regular	400.00	6,352.02
Total:	407.50	6,648.29

TAXES

Code	Subject To	Employee	Employer
FICA	6,648.29	412.20	412.20
FIT	6,167.61	515.17	0.00
Med	6,648.29	96.40	96.40
Unemp	6,648.29	0.00	26.60
Total:	6,648.29	1,023.77	535.20

DEDUCTIONS

Code	Subject To	Employee	Employer
Deferred Comp	0.00	25.00	0.00
TCDRS	6,509.82	455.68	404.25
Total:	6,509.82	480.68	404.25

RECAP 010-407 - District Clerk

Earnings: 6,648.29 Benefits: 0.00 Deductions: 480.68 Taxes: 1,023.77 Net Pay: 5,143.84

Department: 010-409 - 88th Judicial

Total Direct Deposits: 498.28
Total Check Amounts: 0.00

EARNINGS

Pay Code	Units	Pay Amount
Regular	1.00	638.73
Total:	1.00	638.73

TAXES

Code	Subject To	Employee	Employer
FICA	638.73	39.60	39.60
FIT	594.02	46.88	0.00
Med	638.73	9.26	9.26
Unemp	638.73	0.00	2.55
Total:	638.73	95.74	51.41

DEDUCTIONS

Code	Subject To	Employee	Employer
TCDRS	638.73	44.71	39.67
Total:	638.73	44.71	39.67

RECAP 010-409 - 88th Judicial

Earnings: 638.73 Benefits: 0.00 Deductions: 44.71 Taxes: 95.74 Net Pay: 498.28

Department: 010-410 - Judicial

Total Direct Deposits: 224.59
Total Check Amounts: 0.00

EARNINGS

Pay Code	Units	Pay Amount
Regular	1.00	263.15
Total:	1.00	263.15

TAXES

Code	Subject To	Employee	Employer
FICA	263.15	16.32	16.32
FIT	244.73	0.00	0.00
Med	263.15	3.82	3.82
Unemp	263.15	0.00	1.05
Total:	263.15	20.14	21.19

DEDUCTIONS

Code	Subject To	Employee	Employer
TCDRS	263.15	18.42	16.34
Total:	263.15	18.42	16.34

RECAP 010-410 - Judicial

Earnings: 263.15 Benefits: 0.00 Deductions: 18.42 Taxes: 20.14 Net Pay: 224.59

Department: 010-411 - J P 1

Total Direct Deposits: 3,364.79
Total Check Amounts: 0.00

EARNINGS

Pay Code	Units	Pay Amount
Cell Phone	3.00	92.31
Position Long	0.00	145.00
Regular	240.00	4,136.84
Sick	18.00	0.00
Total:	261.00	4,374.15

TAXES

Code	Subject To	Employee	Employer
FICA	4,374.15	271.20	271.20
FIT	4,049.43	350.01	0.00
Med	4,374.15	63.43	63.43
Unemp	4,374.15	0.00	17.49
Total:	684.64	352.12	

DEDUCTIONS

Code	Subject To	Employee	Employer
Deferred Comp	0.00	25.00	0.00
TCDRS	4,281.84	299.72	265.91
Total:	324.72	265.91	

RECAP 010-411 - J P 1

Earnings: 4,374.15 Benefits: 0.00 Deductions: 324.72 Taxes: 684.64 Net Pay: 3,364.79

Department: 010-412 - J P 2

Total Direct Deposits: 740.41
Total Check Amounts: 0.00

EARNINGS

Pay Code	Units	Pay Amount
Cell Phone	1.00	46.15
Regular	80.00	915.12
Total:	81.00	961.27

TAXES

Code	Subject To	Employee	Employer
FICA	961.27	59.60	59.60
FIT	897.21	83.26	0.00
Med	961.27	13.94	13.94
Unemp	961.27	0.00	3.85
Total:	156.80	77.39	

DEDUCTIONS

Code	Subject To	Employee	Employer
TCDRS	915.12	64.06	56.83
Total:	64.06	56.83	

RECAP 010-412 - J P 2

Earnings: 961.27 Benefits: 0.00 Deductions: 64.06 Taxes: 156.80 Net Pay: 740.41

Department: 010-413 - J P 3

Total Direct Deposits: 845.01
Total Check Amounts: 0.00

EARNINGS

Pay Code	Units	Pay Amount
Cell Phone	1.00	46.15
Position Long	0.00	25.00
Regular	80.00	915.12
Total:	81.00	986.27

TAXES

Code	Subject To	Employee	Employer
FICA	986.27	61.15	61.15
FIT	920.46	0.00	0.00
Med	986.27	14.30	14.30
Total:	75.45	75.45	

DEDUCTIONS

Code	Subject To	Employee	Employer
TCDRS	940.12	65.81	58.38
Total:	65.81	58.38	

RECAP 010-413 - J P 3

Earnings: 986.27 Benefits: 0.00 Deductions: 65.81 Taxes: 75.45 Net Pay: 845.01

Department: 010-414 - J P 4

Total Direct Deposits: 813.35
 Total Check Amounts: 0.00

EARNINGS

Pay Code	Units	Pay Amount
Cell Phone	1.00	46.15
Position Long	0.00	25.00
Regular	80.00	915.12
Total:	81.00	986.27

TAXES

Code	Subject To	Employee	Employer
FICA	986.27	61.15	61.15
FIT	920.46	31.66	0.00
Med	986.27	14.30	14.30
Total:	107.11	107.11	75.45

DEDUCTIONS

Code	Subject To	Employee	Employer
TCDRS	940.12	65.81	58.38
Total:	65.81	65.81	58.38

RECAP 010-414 - J P 4

Earnings: 986.27 Benefits: 0.00 Deductions: 65.81 Taxes: 107.11 Net Pay: 813.35

Department: 010-419 - Criminal DA

Total Direct Deposits: 6,466.38
 Total Check Amounts: 0.00

EARNINGS

Pay Code	Units	Pay Amount
Cell Phone	5.00	138.47
DA Supplement	2.00	599.43
Grant CVCOORD	1.00	1,242.54
Grant VASP	1.00	1,700.00
Other Pay	1.00	166.23
Position Long	0.00	45.00
Regular	321.00	4,532.13
Total:	331.00	8,423.80

TAXES

Code	Subject To	Employee	Employer
FICA	8,423.80	522.27	522.27
FIT	7,843.82	733.02	0.00
Med	8,423.80	122.15	122.15
Unemp	8,423.80	0.00	33.70
Total:	1,377.44	1,377.44	678.12

DEDUCTIONS

Code	Subject To	Employee	Employer
TCDRS	8,285.33	579.98	514.52
Total:	579.98	579.98	514.52

RECAP 010-419 - Criminal DA

Earnings: 8,423.80 Benefits: 0.00 Deductions: 579.98 Taxes: 1,377.44 Net Pay: 6,466.38

Department: 010-420 - Tax Assessor Collector

Total Direct Deposits: 6,685.25
 Total Check Amounts: 0.00

EARNINGS

Pay Code	Units	Pay Amount
Cell Phone	5.00	161.55
Hourly	69.00	690.00
Position Long	0.00	157.50
Regular	480.00	7,482.79
Sick	30.25	0.00
Vacation	27.50	0.00
Total:	611.75	8,491.84

TAXES

Code	Subject To	Employee	Employer
FICA	8,491.84	526.50	526.50
FIT	7,908.73	573.85	0.00
Med	8,491.84	123.13	123.13
Unemp	6,600.61	0.00	26.42
Total:	1,223.48	1,223.48	676.05

DEDUCTIONS

Code	Subject To	Employee	Employer
TCDRS	8,330.29	583.11	517.31
Total:	583.11	583.11	517.31

RECAP 010-420 - Tax Assessor Collector

Earnings: 8,491.84 Benefits: 0.00 Deductions: 583.11 Taxes: 1,223.48 Net Pay: 6,685.25

Department: 010-421 - County Judge

Total Direct Deposits: 4,405.21
 Total Check Amounts: 621.90

EARNINGS

Pay Code	Units	Pay Amount
CCJ	1.00	969.24
Cell Phone	3.00	92.31
Hourly	107.50	1,620.15
Other Pay	1.00	154.11
Position Long	0.00	25.00
Regular	160.00	3,154.60
Sick	3.00	0.00
Travel	1.00	369.23
Total:	276.50	6,384.64

TAXES

Code	Subject To	Employee	Employer
FICA	6,384.64	395.85	395.85
FIT	5,944.18	428.64	0.00
Med	6,384.64	92.58	92.58
Unemp	2,837.46	0.00	11.35
Total:		917.07	499.78

DEDUCTIONS

Code	Subject To	Employee	Employer
TCDRS	6,292.33	440.46	390.75
Total:		440.46	390.75

RECAP 010-421 - County Judge

Earnings: 6,384.64 Benefits: 0.00 Deductions: 440.46 Taxes: 917.07 Net Pay: 5,027.11

Department: 010-422 - County Auditor

Total Direct Deposits: 4,357.89
 Total Check Amounts: 0.00

EARNINGS

Pay Code	Units	Pay Amount
Cell Phone	4.00	115.39
Comp Earned @ 1.5	11.25	0.00
Comp Taken	8.00	0.00
Position Long	0.00	35.00
Regular	320.00	5,526.55
Sick	18.00	0.00
Vacation	20.00	0.00
Total:	381.25	5,676.94

TAXES

Code	Subject To	Employee	Employer
FICA	5,676.94	351.98	351.98
FIT	5,287.64	495.46	0.00
Med	5,676.94	82.31	82.31
Unemp	5,676.94	0.00	22.71
Total:		929.75	457.00

DEDUCTIONS

Code	Subject To	Employee	Employer
TCDRS	5,561.55	389.30	345.37
Total:		389.30	345.37

RECAP 010-422 - County Auditor

Earnings: 5,676.94 Benefits: 0.00 Deductions: 389.30 Taxes: 929.75 Net Pay: 4,357.89

Department: 010-423 - County Treasurer

Total Direct Deposits: 1,376.66
 Total Check Amounts: 0.00

EARNINGS

Pay Code	Units	Pay Amount
Cell Phone	1.00	46.15
Regular	80.00	1,782.58
Total:	81.00	1,828.73

TAXES

Code	Subject To	Employee	Employer
FICA	1,828.73	113.38	113.38
FIT	1,703.95	187.39	0.00
Med	1,828.73	26.52	26.52
Unemp	1,828.73	0.00	7.31
Total:		327.29	147.21

DEDUCTIONS

Code	Subject To	Employee	Employer
TCDRS	1,782.58	124.78	110.70
Total:		124.78	110.70

RECAP 010-423 - County Treasurer

Earnings: 1,828.73 Benefits: 0.00 Deductions: 124.78 Taxes: 327.29 Net Pay: 1,376.66

Department: 010-424 - Constable # 1

Total Direct Deposits: 740.41
 Total Check Amounts: 0.00

EARNINGS

Pay Code	Units	Pay Amount
Cell Phone	1.00	46.15
Elected	0.00	915.12
Total:	1.00	961.27

TAXES

Code	Subject To	Employee	Employer
FICA	961.27	59.60	59.60
FIT	897.21	83.26	0.00
Med	961.27	13.94	13.94
Unemp	46.15	0.00	0.18
Total:		156.80	73.72

DEDUCTIONS

Code	Subject To	Employee	Employer
TCDRS	915.12	64.06	56.83
Total:		64.06	56.83

RECAP 010-424 - Constable # 1

Earnings: 961.27 Benefits: 0.00 Deductions: 64.06 Taxes: 156.80 Net Pay: 740.41

Department: 010-425 - Constable # 2

Total Direct Deposits: 740.41
 Total Check Amounts: 0.00

EARNINGS

Pay Code	Units	Pay Amount
Cell Phone	1.00	46.15
Elected	0.00	915.12
Total:	1.00	961.27

TAXES

Code	Subject To	Employee	Employer
FICA	961.27	59.60	59.60
FIT	897.21	83.26	0.00
Med	961.27	13.94	13.94
Total:		156.80	73.54

DEDUCTIONS

Code	Subject To	Employee	Employer
TCDRS	915.12	64.06	56.83
Total:		64.06	56.83

RECAP 010-425 - Constable # 2

Earnings: 961.27 Benefits: 0.00 Deductions: 64.06 Taxes: 156.80 Net Pay: 740.41

Department: 010-426 - Sheriff

Total Direct Deposits: 24,465.44
 Total Check Amounts: 103.41

EARNINGS

Pay Code	Units	Pay Amount
Cell Phone	18.00	484.67
Holiday-Taken	144.00	0.00
Hourly	48.00	906.72
OT-Pay	27.00	752.49
Position Long	0.00	337.50
Regular	1,573.00	30,892.67
Vacation	8.00	0.00
Total:	1,818.00	33,374.05

BENEFITS

Pay Code	Units	Pay Amount
Hours Worked	1,336.00	0.00
Total:	1,336.00	0.00

TAXES

Code	Subject To	Employee	Employer
FICA	33,374.05	2,069.17	2,069.17
FIT	31,071.80	3,146.49	0.00
Med	33,374.05	483.91	483.91
Unemp	30,257.11	0.00	121.03
Total:		5,699.57	2,674.11

DEDUCTIONS

Code	Subject To	Employee	Employer
CS-Hughes	0.00	248.42	0.00
CS-Prince	0.00	151.96	0.00
CS-Prince 2	0.00	139.96	0.00
CS-Whitworth	0.00	163.04	0.00
TC Delin Tax C Whitw	0.00	100.00	0.00
TCDRS	32,889.38	2,302.25	2,042.45
Total:		3,105.63	2,042.45

RECAP 010-426 - Sheriff

Earnings: 33,374.05 Benefits: 0.00 Deductions: 3,105.63 Taxes: 5,699.57 Net Pay: 24,568.85

Department: 010-426 DS - Dispatchers

Total Direct Deposits: 7,836.82
 Total Check Amounts: 522.39

EARNINGS

Pay Code	Units	Pay Amount
Cell Phone	5.00	138.48
Holiday-Taken	4.00	0.00
Hourly	77.00	1,245.86
OT-Pay	62.00	1,557.52
Position Long	0.00	67.50
Regular	480.00	7,983.72
Vacation	4.00	0.00
Total:	632.00	10,993.08

BENEFITS

Pay Code	Units	Pay Amount
Hours Worked	472.00	0.00
Total:	472.00	0.00

TAXES

Code	Subject To	Employee	Employer
FICA	10,993.08	681.57	681.57
FIT	10,250.23	1,050.06	0.00
Med	10,993.08	159.39	159.39
Unemp	10,993.08	0.00	43.98
Total:		1,891.02	884.94

DEDUCTIONS

Code	Subject To	Employee	Employer
TCDRS	10,611.90	742.85	659.01
Total:		742.85	659.01

RECAP 010-426 DS - Dispatchers

Earnings: 10,993.08 Benefits: 0.00 Deductions: 742.85 Taxes: 1,891.02 Net Pay: 8,359.21

Department: 010-427 - Jail

Total Direct Deposits: 10,598.64
 Total Check Amounts: 0.00

EARNINGS

Pay Code	Units	Pay Amount
Cell Phone	5.00	184.64
Holiday-Taken	104.00	0.00
Hourly	71.00	1,148.78
OT-Pay	89.00	2,093.91
Position Long	0.00	50.00
Regular	660.00	10,575.96
Vacation	16.00	0.00
Total:	945.00	14,053.29

BENEFITS

Pay Code	Units	Pay Amount
Hours Worked	536.00	0.00
Total:	536.00	0.00

TAXES

Code	Subject To	Employee	Employer
FICA	14,053.29	871.28	871.28
FIT	13,082.48	1,054.19	0.00
Med	14,053.29	203.79	203.79
Unemp	14,053.29	0.00	56.20
Total:	2,129.26	1,131.27	

DEDUCTIONS

Code	Subject To	Employee	Employer
CS-Settlocker	0.00	354.58	0.00
TCDRS	13,868.65	970.81	861.24
Total:	1,325.39	861.24	

RECAP 010-427 - Jail

Earnings:	14,053.29	Benefits:	0.00	Deductions:	1,325.39	Taxes:	2,129.26	Net Pay:	10,598.64
-----------	-----------	-----------	------	-------------	----------	--------	----------	----------	-----------

Department: 010-428 - Constable # 3

Total Direct Deposits: 794.33
 Total Check Amounts: 0.00

EARNINGS

Pay Code	Units	Pay Amount
Cell Phone	1.00	46.15
Regular	80.00	915.12
Total:	81.00	961.27

TAXES

Code	Subject To	Employee	Employer
FICA	961.27	59.60	59.60
FIT	897.21	29.34	0.00
Med	961.27	13.94	13.94
Unemp	961.27	0.00	3.85
Total:	102.88	77.39	

DEDUCTIONS

Code	Subject To	Employee	Employer
TCDRS	915.12	64.06	56.83
Total:	64.06	56.83	

RECAP 010-428 - Constable # 3

Earnings:	961.27	Benefits:	0.00	Deductions:	64.06	Taxes:	102.88	Net Pay:	794.33
-----------	--------	-----------	------	-------------	-------	--------	--------	----------	--------

Department: 010-429 - Constable # 4

Total Direct Deposits: 845.01
 Total Check Amounts: 0.00

EARNINGS

Pay Code	Units	Pay Amount
Cell Phone	1.00	46.15
Position Long	0.00	25.00
Regular	80.00	915.12
Total:	81.00	986.27

TAXES

Code	Subject To	Employee	Employer
FICA	986.27	61.15	61.15
FIT	920.46	0.00	0.00
Med	986.27	14.30	14.30
Total:	75.45	75.45	

DEDUCTIONS

Code	Subject To	Employee	Employer
TCDRS	940.12	65.81	58.38
Total:	65.81	58.38	

RECAP 010-429 - Constable # 4

Earnings:	986.27	Benefits:	0.00	Deductions:	65.81	Taxes:	75.45	Net Pay:	845.01
-----------	--------	-----------	------	-------------	-------	--------	-------	----------	--------

Department: 010-439 - Extension

Total Direct Deposits: 1,902.65
 Total Check Amounts: 0.00

EARNINGS

Pay Code	Units	Pay Amount
Cell Phone	1.00	23.08
Regular	132.00	2,249.93
Vacation	8.00	0.00
Total:	141.00	2,273.01

TAXES

Code	Subject To	Employee	Employer
FICA	2,273.01	140.92	140.92
FIT	2,193.86	117.34	0.00
Med	2,273.01	32.95	32.95
Unemp	2,273.01	0.00	9.10
Total:		291.21	182.97

DEDUCTIONS

Code	Subject To	Employee	Employer
TCDRS	1,130.77	79.15	70.22
Total:		79.15	70.22

RECAP 010-439 - Extension

Earnings: 2,273.01 Benefits: 0.00 Deductions: 79.15 Taxes: 291.21 Net Pay: 1,902.65

Department: 010-442 - Maintenance Dept

Total Direct Deposits: 3,393.58
 Total Check Amounts: 751.69

EARNINGS

Pay Code	Units	Pay Amount
Cell Phone	2.00	92.32
Hourly	80.00	960.00
OT-Pay	10.25	214.23
Regular	320.00	4,127.00
Sick	16.50	0.00
Total:	428.75	5,393.55

TAXES

Code	Subject To	Employee	Employer
FICA	5,393.55	334.40	334.40
FIT	5,022.46	285.00	0.00
Med	5,393.55	78.20	78.20
Unemp	5,393.55	0.00	21.57
Total:		697.60	434.17

DEDUCTIONS

Code	Subject To	Employee	Employer
CS-LEIFI	0.00	179.59	0.00
TCDRS	5,301.23	371.09	329.20
Total:		550.68	329.20

RECAP 010-442 - Maintenance Dept

Earnings: 5,393.55 Benefits: 0.00 Deductions: 550.68 Taxes: 697.60 Net Pay: 4,145.27

Department: 021-448 - R&B #1 Commissioner

Total Direct Deposits: 8,686.40
 Total Check Amounts: 0.00

EARNINGS

Pay Code	Units	Pay Amount
Cell Phone	6.00	161.56
OT-Pay	8.00	236.04
Position Long	0.00	132.50
Regular	640.00	10,833.10
Total:	654.00	11,363.20

TAXES

Code	Subject To	Employee	Employer
FICA	11,363.20	704.51	704.51
FIT	10,579.08	1,023.41	0.00
Med	11,363.20	164.76	164.76
Unemp	9,545.62	0.00	38.19
Total:		1,892.68	907.46

DEDUCTIONS

Code	Subject To	Employee	Employer
TCDRS	11,201.64	784.12	695.62
Total:		784.12	695.62

RECAP 021-448 - R&B #1 Commissioner

Earnings: 11,363.20 Benefits: 0.00 Deductions: 784.12 Taxes: 1,892.68 Net Pay: 8,686.40

Department: 022-448 - R&B #2 Commissioner

Total Direct Deposits: 2,392.27
 Total Check Amounts: 4,732.25

EARNINGS

Pay Code	Units	Pay Amount
Cell Phone	5.00	115.40
Position Long	0.00	140.00
Regular	480.00	8,898.03
Sick	10.00	0.00
Total:	495.00	9,153.43

TAXES

Code	Subject To	Employee	Employer
FICA	9,153.43	567.50	567.50
FIT	8,520.76	696.02	0.00
Med	9,153.43	132.72	132.72
Unemp	7,320.85	0.00	29.30
Total:	1,396.24	729.52	

DEDUCTIONS

Code	Subject To	Employee	Employer
TCDRS	9,038.03	632.67	561.25
Total:	632.67	561.25	

RECAP 022-448 - R&B #2 Commissioner

Earnings: 9,153.43 Benefits: 0.00 Deductions: 632.67 Taxes: 1,396.24 Net Pay: 7,124.52

Department: 023-448 - R&B #3 Commissioner

Total Direct Deposits: 11,646.67
 Total Check Amounts: 1,650.42

EARNINGS

Pay Code	Units	Pay Amount
Cell Phone	8.00	184.64
Hourly	230.00	2,720.00
OT-Pay	30.00	813.30
Position Long	0.00	215.00
Regular	720.00	12,806.14
Sick	23.50	0.00
Vacation	4.50	0.00
Total:	1,016.00	16,739.08

TAXES

Code	Subject To	Employee	Employer
FICA	16,739.08	1,037.82	1,037.82
FIT	15,615.25	1,037.62	0.00
Med	16,739.08	242.72	242.72
Unemp	14,901.50	0.00	59.62
Total:	2,318.16	1,340.16	

DEDUCTIONS

Code	Subject To	Employee	Employer
TCDRS	16,054.44	1,123.83	996.97
Total:	1,123.83	996.97	

RECAP 023-448 - R&B #3 Commissioner

Earnings: 16,739.08 Benefits: 0.00 Deductions: 1,123.83 Taxes: 2,318.16 Net Pay: 13,297.09

Department: 024-448 - R&B #4 Commissioner

Total Direct Deposits: 7,109.73
 Total Check Amounts: 602.92

EARNINGS

Pay Code	Units	Pay Amount
Cell Phone	5.00	115.40
Hourly	60.00	720.00
Position Long	0.00	217.50
Regular	480.00	8,832.93
Sick	10.00	0.00
Total:	555.00	9,885.83

TAXES

Code	Subject To	Employee	Employer
FICA	9,885.83	612.92	612.92
FIT	9,252.29	783.37	0.00
Med	9,885.83	143.35	143.35
Unemp	8,033.25	0.00	32.14
Total:	1,539.64	788.41	

DEDUCTIONS

Code	Subject To	Employee	Employer
TCDRS	9,050.43	633.54	562.03
Total:	633.54	562.03	

RECAP 024-448 - R&B #4 Commissioner

Earnings: 9,885.83 Benefits: 0.00 Deductions: 633.54 Taxes: 1,539.64 Net Pay: 7,712.65

Department: 037-448 - Collection Center

Total Direct Deposits: 1,981.76
Total Check Amounts: 257.71

EARNINGS

Pay Code	Units	Pay Amount
Cell Phone	1.00	46.16
Comp Earned @ 1.5	12.00	0.00
Comp Taken	8.00	0.00
Hourly	30.00	315.48
Regular	160.00	2,497.96
Total:	211.00	2,859.60

TAXES

Code	Subject To	Employee	Employer
FICA	2,859.60	177.30	177.30
FIT	2,676.10	217.87	0.00
Med	2,859.60	41.46	41.46
Unemp	2,859.60	0.00	11.44
Total:	436.63	230.20	

DEDUCTIONS

Code	Subject To	Employee	Employer
TCDRS	2,621.44	183.50	162.80
Total:	183.50	162.80	

RECAP 037-448 - Collection Center

Earnings:	2,859.60	Benefits:	0.00	Deductions:	183.50	Taxes:	436.63	Net Pay:	2,239.47
-----------	----------	-----------	------	-------------	--------	--------	--------	----------	----------

Department: 053-451 - Adult Probation

Total Direct Deposits: 6,919.37
Total Check Amounts: 0.00

EARNINGS

Pay Code	Units	Pay Amount
CCP	0.00	1,384.61
Dedicated Salary	0.00	1,346.15
Hourly	121.00	1,866.90
Regular	4.00	3,961.54
Total:	125.00	8,559.20

TAXES

Code	Subject To	Employee	Employer
FICA	8,559.20	530.68	530.68
FIT	7,960.06	385.90	0.00
Med	8,559.20	124.11	124.11
Unemp	8,559.20	0.00	34.23
Total:	1,040.69	689.02	

DEDUCTIONS

Code	Subject To	Employee	Employer
TCDRS	8,559.20	599.14	531.53
Total:	599.14	531.53	

RECAP 053-451 - Adult Probation

Earnings:	8,559.20	Benefits:	0.00	Deductions:	599.14	Taxes:	1,040.69	Net Pay:	6,919.37
-----------	----------	-----------	------	-------------	--------	--------	----------	----------	----------

Department: 054-451 - Juvenile Probation

Total Direct Deposits: 3,596.27
Total Check Amounts: 0.00

EARNINGS

Pay Code	Units	Pay Amount
Cell Phone	2.00	69.23
Grant M	0.00	658.84
Position Long	0.00	117.50
Regular	162.00	4,005.30
Total:	164.00	4,850.87

TAXES

Code	Subject To	Employee	Employer
FICA	4,850.87	300.75	300.75
FIT	4,441.16	473.80	0.00
Med	4,850.87	70.34	70.34
Unemp	4,850.87	0.00	19.40
Total:	844.89	390.49	

DEDUCTIONS

Code	Subject To	Employee	Employer
Deferred Comp	0.00	75.00	0.00
TCDRS	4,781.64	334.71	296.94
Total:	409.71	296.94	

RECAP 054-451 - Juvenile Probation

Earnings:	4,850.87	Benefits:	0.00	Deductions:	409.71	Taxes:	844.89	Net Pay:	3,596.27
-----------	----------	-----------	------	-------------	--------	--------	--------	----------	----------

Department: 054-455 - JUVENILE SEC (COUNTY)

Total Direct Deposits: 1,186.01
Total Check Amounts: 0.00

EARNINGS

Pay Code	Units	Pay Amount
Cell Phone	1.00	23.08
Grant M	0.00	156.71
Other Pay	1.00	153.99
Position Long	0.00	50.00
Regular	80.00	1,186.75
Sick	4.50	0.00
Vacation	8.00	0.00
Total:	94.50	1,570.53

TAXES

Code	Subject To	Employee	Employer
FICA	1,570.53	97.37	97.37
FIT	1,462.21	156.06	0.00
Med	1,570.53	22.77	22.77
Unemp	1,570.53	0.00	6.28
Total:		276.20	126.42

DEDUCTIONS

Code	Subject To	Employee	Employer
TCDRS	1,547.45	108.32	96.10
Total:		108.32	96.10

RECAP 054-455 - JUVENILE SEC (COUNTY)

Earnings: 1,570.53 Benefits: 0.00 Deductions: 108.32 Taxes: 276.20 Net Pay: 1,186.01

Department: 076-448 - Emergency Management

Total Direct Deposits: 2,266.24
Total Check Amounts: 0.00

EARNINGS

Pay Code	Units	Pay Amount
Cell Phone	2.00	46.16
Regular	160.00	2,887.21
Sick	8.00	0.00
Total:	170.00	2,933.37

TAXES

Code	Subject To	Employee	Employer
FICA	2,933.37	181.86	181.86
FIT	2,731.27	240.64	0.00
Med	2,933.37	42.53	42.53
Unemp	2,933.37	0.00	11.74
Total:		465.03	236.13

DEDUCTIONS

Code	Subject To	Employee	Employer
TCDRS	2,887.21	202.10	179.30
Total:		202.10	179.30

RECAP 076-448 - Emergency Management

Earnings: 2,933.37 Benefits: 0.00 Deductions: 202.10 Taxes: 465.03 Net Pay: 2,266.24



Tyler County, TX

Detail Register

Employees Not Included in Packet


Packet: PYPKT01292 - PPE 2018.03.27
Payroll Set: 01 - Payroll Set 01

Pay Period: 03/14/2018 - 03/27/2018

Department: 024-448 - R&B #4 Commissioner

Employee: 00649 SCHRECK, THEODORE JOE

Base Group	Pay Code	Position	Based on Rate	GL/Project Account	Rate/Amount	Units	Pay Amount
Bi-Weekly	Cell Phone	Road & Bridge Pct#4	Cell Phone	024-000-40021	23.080000	0.00	23.08
Bi-Weekly	Regular	Road & Bridge Pct#4	Regular	024-000-40021	1320.580000	80.00	1320.58



PAYROLL

MARCH 28, 2018 – APRIL 10, 2018



Packet: PYPKT01300 - PPE 2018.04.10
Payroll Set: 01 - Payroll Set 01

Pay Period: 03/28/2018 - 04/10/2018

Department: 010-402 - County Clerk

Total Direct Deposits: 6,670.46
Total Check Amounts: 0.00

EARNINGS

Pay Code	Units	Pay Amount
Cell Phone	7.00	184.63
Comp Earned @ 1.5	20.25	0.00
Comp Taken	6.00	0.00
Holiday	68.00	0.00
Hourly	126.50	1,265.00
Position Long	0.00	172.50
Regular	560.00	8,613.56
Sick	20.00	0.00
Total:	807.75	10,235.69

BENEFITS

Pay Code	Units	Pay Amount
Hours Worked	386.00	0.00
Total:	386.00	0.00

TAXES

Code	Subject To	Employee	Employer
FICA	8,925.55	553.38	553.38
FIT	8,254.55	558.20	0.00
Med	8,925.55	129.41	129.41
Unemp	8,331.96	0.00	33.35
Total:	1,240.99	716.14	

DEDUCTIONS

Code	Subject To	Employee	Employer
AFLAC - LIFE	0.00	25.19	0.00
AFLAC - SPEVNT	0.00	9.82	0.00
AFLAC - STD	0.00	53.11	0.00
AFLAC - VISION	0.00	9.45	0.00
AFLAC-Accident	0.00	33.87	0.00
AFLAC-Accident Rider	0.00	2.99	0.00
AFLAC-Cancer	0.00	65.78	0.00
Correction	0.00	0.00	0.00
NEW YORK LIFE	0.00	89.59	0.00
TAC-HEBP	0.00	0.00	2,619.26
TAC-HEBP Pre Tax	0.00	1,191.22	0.00
TCDRS	9,586.06	671.00	595.29
THE STANDARD-AAD&D	0.00	6.13	0.00
THE STANDARD-ALIFE	0.00	80.40	0.00
THE STANDARD-DENT...	0.00	51.99	0.00
THE STANDARD-DEPLF	0.00	1.00	0.00
THE STANDARD-DPAD	0.00	1.96	0.00
THE STANDARD-SPLFE	0.00	23.52	0.00
THE STANDARD-VISION	0.00	7.22	0.00
Total:	2,324.24	3,214.55	

RECAP 010-402 - County Clerk

Earnings:	10,235.69	Benefits:	0.00	Deductions:	2,324.24	Taxes:	1,240.99	Net Pay:	6,670.46
-----------	-----------	-----------	------	-------------	----------	--------	----------	----------	----------

Department: 010-405 - Veterans Service

Total Direct Deposits: 989.69
Total Check Amounts: 0.00

EARNINGS

Pay Code	Units	Pay Amount
Cell Phone	1.00	23.08
Hourly	42.00	462.00
Regular	30.00	812.00
Total:	73.00	1,297.08

TAXES

Code	Subject To	Employee	Employer
FICA	1,297.08	80.41	80.41
FIT	1,207.90	118.99	0.00
Med	1,297.08	18.81	18.81
Unemp	1,297.08	0.00	5.19
Total:		218.21	104.41

DEDUCTIONS

Code	Subject To	Employee	Employer
TCDRS	1,274.00	89.18	79.12
Total:		89.18	79.12

RECAP 010-405 - Veterans Service

Earnings: 1,297.08 Benefits: 0.00 Deductions: 89.18 Taxes: 218.21 Net Pay: 989.69

Department: 010-407 - District Clerk

Total Direct Deposits: 4,959.41
Total Check Amounts: 0.00

EARNINGS

Pay Code	Units	Pay Amount
Cell Phone	5.00	138.47
OT-Pay	4.00	96.48
Position Long	0.00	97.50
Regular	400.00	6,352.02
Sick	8.00	0.00
Vacation	24.00	0.00
Total:	441.00	6,684.47

TAXES

Code	Subject To	Employee	Employer
FICA	6,457.77	400.39	400.39
FIT	5,974.56	489.85	0.00
Med	6,457.77	93.64	93.64
Unemp	6,684.47	0.00	26.75
Total:		983.88	520.78

DEDUCTIONS

Code	Subject To	Employee	Employer
AFLAC-Cancer	0.00	107.92	0.00
Deferred Comp	0.00	25.00	0.00
NEW YORK LIFE	0.00	31.27	0.00
TAC-HEBP	0.00	0.00	1,870.90
TAC-HEBP Pre Tax	0.00	118.78	0.00
TCDRS	6,546.00	458.21	406.50
Total:		741.18	2,277.40

RECAP 010-407 - District Clerk

Earnings: 6,684.47 Benefits: 0.00 Deductions: 741.18 Taxes: 983.88 Net Pay: 4,959.41

Department: 010-409 - 88th Judicial

Total Direct Deposits: 498.28
Total Check Amounts: 0.00

EARNINGS

Pay Code	Units	Pay Amount
Regular	1.00	638.73
Total:	1.00	638.73

TAXES

Code	Subject To	Employee	Employer
FICA	638.73	39.60	39.60
FIT	594.02	46.88	0.00
Med	638.73	9.26	9.26
Unemp	638.73	0.00	2.55
Total:		95.74	51.41

DEDUCTIONS

Code	Subject To	Employee	Employer
TCDRS	638.73	44.71	39.67
Total:		44.71	39.67

RECAP 010-409 - 88th Judicial

Earnings: 638.73 Benefits: 0.00 Deductions: 44.71 Taxes: 95.74 Net Pay: 498.28

Department: 010-410 - Judicial

Total Direct Deposits: 224.59
Total Check Amounts: 0.00

EARNINGS

Pay Code	Units	Pay Amount
Regular	1.00	263.15
Total:	1.00	263.15

DEDUCTIONS

Code	Subject To	Employee	Employer
TCDRS	263.15	18.42	16.34
Total:	263.15	18.42	16.34

TAXES

Code	Subject To	Employee	Employer
FICA	263.15	16.32	16.32
FIT	244.73	0.00	0.00
Med	263.15	3.82	3.82
Unemp	263.15	0.00	1.05
Total:	263.15	20.14	21.19

RECAP 010-410 - Judicial

Earnings:	263.15	Benefits:	0.00	Deductions:	18.42	Taxes:	20.14	Net Pay:	224.59
-----------	--------	-----------	------	-------------	-------	--------	-------	----------	--------

Department: 010-411 - J P 1

Total Direct Deposits: 2,997.48
Total Check Amounts: 0.00

EARNINGS

Pay Code	Units	Pay Amount
Cell Phone	3.00	92.31
Position Long	0.00	145.00
Regular	240.00	4,136.84
Vacation	28.00	0.00
Total:	271.00	4,374.15

DEDUCTIONS

Code	Subject To	Employee	Employer
AFLAC - RIDER	0.00	10.21	0.00
AFLAC - STD	0.00	47.19	0.00
AFLAC-Cancer	0.00	35.23	0.00
Deferred Comp	0.00	25.00	0.00
NEW YORK LIFE	0.00	121.65	0.00
Police Insurance	0.00	115.65	0.00
TAC-HEBP	0.00	0.00	1,122.54
TCDRS	4,281.84	299.72	265.91
THE STANDARD-AAD&D	0.00	2.64	0.00
THE STANDARD-ALIFE	0.00	28.89	0.00
THE STANDARD-DPAD	0.00	1.32	0.00
THE STANDARD-SPLFE	0.00	13.47	0.00
Total:	4,281.84	700.97	1,388.45

TAXES

Code	Subject To	Employee	Employer
FICA	4,328.71	268.38	268.38
FIT	4,003.99	344.55	0.00
Med	4,328.71	62.77	62.77
Unemp	4,374.15	0.00	17.49
Total:	4,328.71	675.70	348.64

RECAP 010-411 - J P 1

Earnings:	4,374.15	Benefits:	0.00	Deductions:	700.97	Taxes:	675.70	Net Pay:	2,997.48
-----------	----------	-----------	------	-------------	--------	--------	--------	----------	----------

Department: 010-412 - J P 2

Total Direct Deposits: 740.41
 Total Check Amounts: 0.00

EARNINGS

Pay Code	Units	Pay Amount
Cell Phone	1.00	46.15
Regular	80.00	915.12
Total:	81.00	961.27

TAXES

Code	Subject To	Employee	Employer
FICA	961.27	59.60	59.60
FIT	897.21	83.26	0.00
Med	961.27	13.94	13.94
Unemp	961.27	0.00	3.85
Total:		156.80	77.39

DEDUCTIONS

Code	Subject To	Employee	Employer
TAC-HEBP	0.00	0.00	374.18
TCDRS	915.12	64.06	56.83
Total:		64.06	431.01

RECAP 010-412 - J P 2

Earnings:	961.27	Benefits:	0.00	Deductions:	64.06	Taxes:	156.80	Net Pay:	740.41
-----------	--------	-----------	------	-------------	-------	--------	--------	----------	--------

Department: 010-413 - J P 3

Total Direct Deposits: 644.28
 Total Check Amounts: 0.00

EARNINGS

Pay Code	Units	Pay Amount
Cell Phone	1.00	46.15
Position Long	0.00	25.00
Regular	80.00	915.12
Total:	81.00	986.27

TAXES

Code	Subject To	Employee	Employer
FICA	780.72	48.40	48.40
FIT	714.91	0.00	0.00
Med	780.72	11.32	11.32
Total:		59.72	59.72

DEDUCTIONS

Code	Subject To	Employee	Employer
NEW YORK LIFE	0.00	10.91	0.00
TAC-HEBP	0.00	0.00	374.18
TAC-HEBP Pre Tax	0.00	205.55	0.00
TCDRS	940.12	65.81	58.38
Total:		282.27	432.56

RECAP 010-413 - J P 3

Earnings:	986.27	Benefits:	0.00	Deductions:	282.27	Taxes:	59.72	Net Pay:	644.28
-----------	--------	-----------	------	-------------	--------	--------	-------	----------	--------

Department: 010-414 - J P 4

Total Direct Deposits: 813.35
 Total Check Amounts: 0.00

EARNINGS

Pay Code	Units	Pay Amount
Cell Phone	1.00	46.15
Position Long	0.00	25.00
Regular	80.00	915.12
Total:	81.00	986.27

TAXES

Code	Subject To	Employee	Employer
FICA	986.27	61.15	61.15
FIT	920.46	31.66	0.00
Med	986.27	14.30	14.30
Total:		107.11	75.45

DEDUCTIONS

Code	Subject To	Employee	Employer
TAC-HEBP	0.00	0.00	374.18
TCDRS	940.12	65.81	58.38
Total:		65.81	432.56

RECAP 010-414 - J P 4

Earnings:	986.27	Benefits:	0.00	Deductions:	65.81	Taxes:	107.11	Net Pay:	813.35
-----------	--------	-----------	------	-------------	-------	--------	--------	----------	--------

Department: 010-419 - Criminal DA

Total Direct Deposits: 6,137.49
 Total Check Amounts: 0.00

EARNINGS

Pay Code	Units	Pay Amount
Cell Phone	5.00	138.47
DA Supplement	2.00	599.43
Grant CVCOORD	1.00	1,242.54
Grant VASP	1.00	1,700.00
Other Pay	1.00	166.23
Position Long	0.00	45.00
Regular	321.00	4,532.13
Sick	8.00	0.00
STATE LONGEVITY	0.00	60.00
Vacation	16.00	0.00
Total:	355.00	8,483.80

BENEFITS

Pay Code	Units	Pay Amount
Refund Dependent Med	0.00	0.00
Total:	0.00	0.00

TAXES

Code	Subject To	Employee	Employer
FICA	8,140.29	504.70	504.70
FIT	7,556.11	702.16	0.00
Med	8,140.29	118.03	118.03
Unemp	8,483.80	0.00	33.94
Total:	1,324.89	656.67	

DEDUCTIONS

Code	Subject To	Employee	Employer
AFLAC - STD	0.00	29.90	0.00
AFLAC-Dental	0.00	19.18	0.00
TAC-HEBP	0.00	0.00	1,496.72
TAC-HEBP Pre Tax	0.00	324.33	0.00
TCDRS	8,345.33	584.18	518.25
THE STANDARD-AAD&D	0.00	2.28	0.00
THE STANDARD-ALIFE	0.00	18.20	0.00
THE STANDARD-DENT...	0.00	28.28	0.00
THE STANDARD-DPAD	0.00	0.44	0.00
THE STANDARD-SPLFE	0.00	4.74	0.00
THE STANDARD-VISION	0.00	9.89	0.00
Total:	1,021.42	2,014.97	

RECAP 010-419 - Criminal DA

Earnings:	8,483.80	Benefits:	0.00	Deductions:	1,021.42	Taxes:	1,324.89	Net Pay:	6,137.49
-----------	----------	-----------	------	-------------	----------	--------	----------	----------	----------

Department: 010-420 - Tax Assessor Collector

Total Direct Deposits: 5,844.16
Total Check Amounts: 0.00

EARNINGS

Pay Code	Units	Pay Amount
Cell Phone	5.00	161.55
Hourly	61.00	610.00
Position Long	0.00	157.50
Regular	469.00	7,327.31
Vacation	16.00	0.00
Total:	551.00	8,256.36

TAXES

Code	Subject To	Employee	Employer
FICA	7,917.24	490.86	490.86
FIT	7,350.61	510.49	0.00
Med	7,917.24	114.80	114.80
Unemp	6,365.13	0.00	25.47
Total:	1,116.15	1,116.15	631.13

DEDUCTIONS

Code	Subject To	Employee	Employer
AFLAC - LIFE	0.00	48.70	0.00
AFLAC - STD	0.00	30.42	0.00
AFLAC-Accident	0.00	65.21	0.00
AFLAC-Accident Rider	0.00	5.98	0.00
AFLAC-Cancer	0.00	126.15	0.00
AFLAC-Dental	0.00	147.76	0.00
NEW YORK LIFE	0.00	276.62	0.00
TAC-HEBP	0.00	0.00	2,245.08
TCDRS	8,094.81	566.63	502.69
THE STANDARD-DENT...	0.00	14.14	0.00
THE STANDARD-VISION	0.00	14.44	0.00
Total:	1,296.05	2,747.77	

RECAP 010-420 - Tax Assessor Collector

Earnings: 8,256.36 Benefits: 0.00 Deductions: 1,296.05 Taxes: 1,116.15 Net Pay: 5,844.16

Department: 010-421 - County Judge

Total Direct Deposits: 4,293.51
Total Check Amounts: 545.95

EARNINGS

Pay Code	Units	Pay Amount
CCJ	1.00	969.24
Cell Phone	3.00	92.31
Hourly	115.50	1,778.18
Other Pay	1.00	154.11
Position Long	0.00	25.00
Regular	160.00	3,154.60
Travel	1.00	369.23
Vacation	8.00	0.00
Total:	289.50	6,542.67

TAXES

Code	Subject To	Employee	Employer
FICA	6,205.14	384.71	384.71
FIT	5,753.62	386.71	0.00
Med	6,205.14	89.98	89.98
Unemp	2,995.49	0.00	11.98
Total:	861.40	861.40	486.67

DEDUCTIONS

Code	Subject To	Employee	Employer
TAC-HEBP	0.00	0.00	748.36
TAC-HEBP Pre Tax	0.00	337.53	0.00
TCDRS	6,450.36	451.52	400.57
THE STANDARD-DENT...	0.00	52.76	0.00
Total:	841.81	1,148.93	

RECAP 010-421 - County Judge

Earnings: 6,542.67 Benefits: 0.00 Deductions: 841.81 Taxes: 861.40 Net Pay: 4,839.46

Department: 010-422 - County Auditor

Total Direct Deposits: 4,276.49
Total Check Amounts: 0.00

EARNINGS

Pay Code	Units	Pay Amount
Cell Phone	4.00	115.39
Comp Earned @ 1.5	9.75	0.00
Holiday	8.00	0.00
Position Long	0.00	35.00
Regular	320.00	5,526.55
Vacation	20.00	0.00
Total:	361.75	5,676.94

TAXES

Code	Subject To	Employee	Employer
FICA	5,643.52	349.90	349.90
FIT	5,254.22	488.11	0.00
Med	5,643.52	81.83	81.83
Unemp	5,676.94	0.00	22.71
Total:		919.84	454.44

DEDUCTIONS

Code	Subject To	Employee	Employer
AFLAC - SPEVNT	0.00	23.47	0.00
AFLAC-Hospital	0.00	9.95	0.00
NEW YORK LIFE	0.00	31.71	0.00
TAC-HEBP	0.00	0.00	1,496.72
TCDRS	5,561.55	389.30	345.37
THE STANDARD-AAD&D	0.00	0.88	0.00
THE STANDARD-ALIFE	0.00	16.83	0.00
THE STANDARD-DPAD	0.00	0.44	0.00
THE STANDARD-SPLFE	0.00	8.03	0.00
Total:		480.61	1,842.09

RECAP 010-422 - County Auditor

Earnings:	5,676.94	Benefits:	0.00	Deductions:	480.61	Taxes:	919.84	Net Pay:	4,276.49
-----------	----------	-----------	------	-------------	--------	--------	--------	----------	----------

Department: 010-423 - County Treasurer

Total Direct Deposits: 1,344.04
Total Check Amounts: 0.00

EARNINGS

Pay Code	Units	Pay Amount
Cell Phone	1.00	46.15
Regular	80.00	1,782.58
Total:	81.00	1,828.73

TAXES

Code	Subject To	Employee	Employer
FICA	1,828.73	113.38	113.38
FIT	1,703.95	187.39	0.00
Med	1,828.73	26.52	26.52
Unemp	1,828.73	0.00	7.31
Total:		327.29	147.21

DEDUCTIONS

Code	Subject To	Employee	Employer
TCDRS	1,782.58	124.78	110.70
THE STANDARD-AAD&D	0.00	0.23	0.00
THE STANDARD-ALIFE	0.00	10.58	0.00
THE STANDARD-DENT...	0.00	14.14	0.00
THE STANDARD-DPAD	0.00	0.15	0.00
THE STANDARD-SPLFE	0.00	7.52	0.00
Total:		157.40	110.70

RECAP 010-423 - County Treasurer

Earnings:	1,828.73	Benefits:	0.00	Deductions:	157.40	Taxes:	327.29	Net Pay:	1,344.04
-----------	----------	-----------	------	-------------	--------	--------	--------	----------	----------

Department: 010-424 - Constable # 1

Total Direct Deposits: 1,018.35
 Total Check Amounts: 0.00

EARNINGS

Pay Code	Units	Pay Amount
Cell Phone	1.00	46.15
Elected	0.00	915.12
Hourly	3.00	236.25
OT-Pay	10.00	252.00
Total:	14.00	1,449.52

TAXES

Code	Subject To	Employee	Employer
FICA	1,449.52	89.87	89.87
FIT	1,351.28	137.75	0.00
Med	1,449.52	21.02	21.02
Unemp	534.40	0.00	2.14
Total:	248.64	248.64	113.03

DEDUCTIONS

Code	Subject To	Employee	Employer
NEW YORK LIFE	0.00	49.34	0.00
TAC-HEBP	0.00	0.00	374.18
TCDRS	1,403.37	98.24	87.15
THE STANDARD-AAD&D	0.00	0.53	0.00
THE STANDARD-ALIFE	0.00	13.71	0.00
THE STANDARD-DPAD	0.00	0.44	0.00
THE STANDARD-SPLFE	0.00	12.50	0.00
THE STANDARD-VISION	0.00	7.77	0.00
Total:	182.53	182.53	461.33

RECAP 010-424 - Constable # 1

Earnings: 1,449.52 Benefits: 0.00 Deductions: 182.53 Taxes: 248.64 Net Pay: 1,018.35

Department: 010-425 - Constable # 2

Total Direct Deposits: 740.41
 Total Check Amounts: 0.00

EARNINGS

Pay Code	Units	Pay Amount
Cell Phone	1.00	46.15
Elected	0.00	915.12
Total:	1.00	961.27

TAXES

Code	Subject To	Employee	Employer
FICA	961.27	59.60	59.60
FIT	897.21	83.26	0.00
Med	961.27	13.94	13.94
Total:	156.80	156.80	73.54

DEDUCTIONS

Code	Subject To	Employee	Employer
TAC-HEBP	0.00	0.00	374.18
TCDRS	915.12	64.06	56.83
Total:	64.06	64.06	431.01

RECAP 010-425 - Constable # 2

Earnings: 961.27 Benefits: 0.00 Deductions: 64.06 Taxes: 156.80 Net Pay: 740.41

Department: 010-426 - Sheriff

Total Direct Deposits: 24,368.40
 Total Check Amounts: 361.37

EARNINGS

Pay Code	Units	Pay Amount
Cell Phone	18.00	484.67
Holiday	8.00	0.00
Holiday-Taken	56.00	0.00
Hourly	53.50	1,010.62
OT-Pay	131.00	3,684.48
Position Long	0.00	337.50
Regular	1,581.00	31,055.69
Sick	22.00	0.00
Vacation	64.00	0.00
Total:	1,933.50	36,572.96

BENEFITS

Pay Code	Units	Pay Amount
Hours Worked	1,346.00	0.00
Total:	1,346.00	0.00

TAXES

Code	Subject To	Employee	Employer
FICA	34,841.02	2,160.17	2,160.17
FIT	32,314.84	3,264.28	0.00
Med	34,841.02	505.17	505.17
Unemp	33,767.70	0.00	135.04
Total:	5,929.62	2,800.38	

DEDUCTIONS

Code	Subject To	Employee	Employer
AFLAC - LIFE	0.00	18.12	0.00
AFLAC - SPEVNT	0.00	23.47	0.00
AFLAC - STD	0.00	86.91	0.00
AFLAC - VISION	0.00	14.45	0.00
AFLAC-Accident	0.00	88.14	0.00
AFLAC-Accident Rider	0.00	8.60	0.00
AFLAC-Cancer	0.00	43.68	0.00
CS-Hughes	0.00	248.42	0.00
CS-Prince	0.00	151.96	0.00
CS-Prince 2	0.00	139.96	0.00
CS-Whitworth	0.00	163.04	0.00
NEW YORK LIFE	0.00	122.80	0.00
Police Insurance	0.00	253.31	0.00
TAC-HEBP	0.00	0.00	7,109.42
TAC-HEBP Pre Tax	0.00	1,562.20	0.00
TC Delin Tax C Whitw	0.00	100.00	0.00
TCDRS	36,088.29	2,526.18	2,241.05
THE STANDARD-AAD&D	0.00	13.13	0.00
THE STANDARD-ALIFE	0.00	73.65	0.00
THE STANDARD-DENT...	0.00	237.92	0.00
THE STANDARD-DEPLF	0.00	1.00	0.00
THE STANDARD-DPAD	0.00	1.08	0.00
THE STANDARD-SPLFE	0.00	3.84	0.00
THE STANDARD-VISION	0.00	31.71	0.00
Total:	5,913.57	9,350.47	

RECAP 010-426 - Sheriff

Earnings:	36,572.96	Benefits:	0.00	Deductions:	5,913.57	Taxes:	5,929.62	Net Pay:	24,729.77
-----------	-----------	-----------	------	-------------	----------	--------	----------	----------	-----------

Department: 010-426 DS - Dispatchers

Total Direct Deposits: 8,205.22
 Total Check Amounts: 0.00

EARNINGS

Pay Code	Units	Pay Amount
Cell Phone	5.00	138.48
Hourly	62.00	1,003.16
OT-Pay	90.00	2,231.87
Position Long	0.00	67.50
Regular	480.00	7,983.72
Vacation	4.00	0.00
Total:	641.00	11,424.73

BENEFITS

Pay Code	Units	Pay Amount
Hours Worked	484.00	0.00
Total:	484.00	0.00

DEDUCTIONS

Code	Subject To	Employee	Employer
AFLAC-Cancer	0.00	26.98	0.00
Police Insurance	0.00	13.50	0.00
TAC-HEBP	0.00	0.00	2,619.26
TAC-HEBP Pre Tax	0.00	456.31	0.00
TCDRS	11,286.25	790.03	700.88
THE STANDARD-AAD&D	0.00	0.79	0.00
THE STANDARD-ALIFE	0.00	19.00	0.00
THE STANDARD-DENT...	0.00	14.14	0.00
THE STANDARD-VISION	0.00	7.22	0.00
Total:		1,327.97	3,320.14

TAXES

Code	Subject To	Employee	Employer
FICA	10,941.44	678.38	678.38
FIT	10,151.41	1,054.50	0.00
Med	10,941.44	158.66	158.66
Unemp	11,424.73	0.00	45.72
Total:		1,891.54	882.76

RECAP 010-426 DS - Dispatchers

Earnings:	11,424.73	Benefits:	0.00	Deductions:	1,327.97	Taxes:	1,891.54	Net Pay:	8,205.22
-----------	-----------	-----------	------	-------------	----------	--------	----------	----------	----------

Department: 010-427 - Jail

Total Direct Deposits: 10,246.98
 Total Check Amounts: 0.00

EARNINGS

Pay Code	Units	Pay Amount
Cell Phone	5.00	161.56
Holiday Pay Out	12.00	188.24
Holiday-Taken	12.00	0.00
Hourly	94.00	1,520.92
OT-Pay	115.00	2,735.80
Position Long	0.00	50.00
Regular	588.00	9,469.63
Sick	8.00	0.00
Vacation Pay Out	14.00	219.61
Total:	848.00	14,345.76

BENEFITS

Pay Code	Units	Pay Amount
Hours Worked	564.00	0.00
Total:	564.00	0.00

TAXES

Code	Subject To	Employee	Employer
FICA	13,889.79	861.16	861.16
FIT	12,896.91	1,053.18	0.00
Med	13,889.79	201.40	201.40
Unemp	14,345.76	0.00	57.38
Total:	2,115.74	1,119.94	

DEDUCTIONS

Code	Subject To	Employee	Employer
AFLAC - SPEVNT	0.00	9.95	0.00
AFLAC - STD	0.00	22.43	0.00
AFLAC-Accident	0.00	76.64	0.00
AFLAC-Accident Rider	0.00	7.68	0.00
AFLAC-Cancer	0.00	31.85	0.00
CS-Settlocker	0.00	354.58	0.00
NEW YORK LIFE	0.00	85.14	0.00
Police Insurance	0.00	26.67	0.00
TAC-HEBP	0.00	0.00	2,993.44
TAC-HEBP Pre Tax	0.00	337.53	0.00
TCDRS	14,184.20	992.88	880.83
THE STANDARD-AAD&D	0.00	3.50	0.00
THE STANDARD-ALIFE	0.00	20.45	0.00
THE STANDARD-DPAD	0.00	0.44	0.00
THE STANDARD-SPLFE	0.00	1.92	0.00
THE STANDARD-VISION	0.00	11.38	0.00
Total:	1,983.04	3,874.27	

RECAP 010-427 - Jail

Earnings: 14,345.76 Benefits: 0.00 Deductions: 1,983.04 Taxes: 2,115.74 Net Pay: 10,246.98

Department: 010-428 - Constable # 3

Total Direct Deposits: 625.07
 Total Check Amounts: 0.00

EARNINGS

Pay Code	Units	Pay Amount
Cell Phone	1.00	46.15
Regular	80.00	915.12
Total:	81.00	961.27

TAXES

Code	Subject To	Employee	Employer
FICA	755.72	46.85	46.85
FIT	691.66	8.78	0.00
Med	755.72	10.96	10.96
Unemp	961.27	0.00	3.85
Total:	66.59	61.66	

DEDUCTIONS

Code	Subject To	Employee	Employer
TAC-HEBP	0.00	0.00	374.18
TAC-HEBP Pre Tax	0.00	205.55	0.00
TCDRS	915.12	64.06	56.83
Total:	269.61	431.01	

RECAP 010-428 - Constable # 3

Earnings: 961.27 Benefits: 0.00 Deductions: 269.61 Taxes: 66.59 Net Pay: 625.07

Department: 010-429 - Constable # 4

Total Direct Deposits: 1,158.29
Total Check Amounts: 0.00

EARNINGS

Pay Code	Units	Pay Amount
Cell Phone	1.00	46.15
Hourly	4.00	315.00
OT-Pay	3.00	75.60
Position Long	0.00	25.00
Regular	80.00	915.12
Total:	88.00	1,376.87

TAXES

Code	Subject To	Employee	Employer
FICA	1,376.87	85.37	85.37
FIT	1,283.72	20.10	0.00
Med	1,376.87	19.96	19.96
Total:		125.43	105.33

DEDUCTIONS

Code	Subject To	Employee	Employer
TAC-HEBP	0.00	0.00	374.18
TCDRS	1,330.72	93.15	82.64
Total:		93.15	456.82

RECAP 010-429 - Constable # 4

Earnings: 1,376.87 Benefits: 0.00 Deductions: 93.15 Taxes: 125.43 Net Pay: 1,158.29

Department: 010-439 - Extension

Total Direct Deposits: 1,849.89
Total Check Amounts: 0.00

EARNINGS

Pay Code	Units	Pay Amount
Cell Phone	1.00	23.08
Holiday	8.00	0.00
Regular	132.00	2,249.93
Sick	8.00	0.00
Total:	149.00	2,273.01

TAXES

Code	Subject To	Employee	Employer
FICA	2,273.01	140.92	140.92
FIT	2,193.86	117.34	0.00
Med	2,273.01	32.95	32.95
Unemp	2,273.01	0.00	9.10
Total:		291.21	182.97

DEDUCTIONS

Code	Subject To	Employee	Employer
TAC-HEBP	0.00	0.00	374.18
TCDRS	1,130.77	79.15	70.22
THE STANDARD-DENT...	0.00	52.76	0.00
Total:		131.91	444.40

RECAP 010-439 - Extension

Earnings: 2,273.01 Benefits: 0.00 Deductions: 131.91 Taxes: 291.21 Net Pay: 1,849.89

Department: 010-442 - Maintenance Dept

Total Direct Deposits: 3,706.66
 Total Check Amounts: 765.05

EARNINGS

Pay Code	Units	Pay Amount
Cell Phone	2.00	92.32
Comp Earned @ 1.5	8.25	0.00
Holiday	32.00	0.00
Hourly	80.00	960.00
OT-Pay	36.00	764.03
Regular	321.00	4,127.00
Sick	22.25	0.00
Vacation	1.00	0.00
Total:	502.50	5,943.35

TAXES

Code	Subject To	Employee	Employer
FICA	5,913.12	366.61	366.61
FIT	5,503.55	343.59	0.00
Med	5,913.12	85.73	85.73
Unemp	5,943.35	0.00	23.77
Total:		795.93	476.11

DEDUCTIONS

Code	Subject To	Employee	Employer
AFLAC - STD	0.00	14.95	0.00
AFLAC-Accident	0.00	30.23	0.00
AFLAC-Accident Rider	0.00	3.38	0.00
CS-LEIFI	0.00	179.59	0.00
TAC-HEBP	0.00	0.00	1,870.90
TCDRS	5,851.03	409.57	363.34
THE STANDARD-DENT...	0.00	37.99	0.00
Total:		675.71	2,234.24

RECAP 010-442 - Maintenance Dept

Earnings:	5,943.35	Benefits:	0.00	Deductions:	675.71	Taxes:	795.93	Net Pay:	4,471.71
-----------	----------	-----------	------	-------------	--------	--------	--------	----------	----------

Department: 021-448 - R&B #1 Commissioner

Total Direct Deposits: 9,077.17
Total Check Amounts: 0.00

EARNINGS

Pay Code	Units	Pay Amount
Cell Phone	6.00	161.56
OT-Pay	54.00	1,451.82
Position Long	0.00	132.50
Regular	640.00	10,833.10
Sick	8.00	0.00
Vacation	10.00	0.00
Total:	718.00	12,578.98

TAXES

Code	Subject To	Employee	Employer
FICA	12,180.72	755.21	755.21
FIT	11,311.51	1,111.31	0.00
Med	12,180.72	176.62	176.62
Unemp	10,761.40	0.00	43.05
Total:		2,043.14	974.88

DEDUCTIONS

Code	Subject To	Employee	Employer
AFLAC - LIFE	0.00	26.97	0.00
AFLAC-Accident	0.00	41.73	0.00
AFLAC-Accident Rider	0.00	2.15	0.00
AFLAC-Cancer	0.00	32.20	0.00
TAC-HEBP	0.00	0.00	2,993.44
TAC-HEBP Pre Tax	0.00	324.33	0.00
TCDRS	12,417.42	869.21	771.13
THE STANDARD-AAD&D	0.00	4.38	0.00
THE STANDARD-ALIFE	0.00	36.35	0.00
THE STANDARD-DENT...	0.00	119.66	0.00
THE STANDARD-DPAD	0.00	0.44	0.00
THE STANDARD-SPLFE	0.00	1.25	0.00
Total:		1,458.67	3,764.57

RECAP 021-448 - R&B #1 Commissioner

Earnings: 12,578.98 Benefits: 0.00 Deductions: 1,458.67 Taxes: 2,043.14 Net Pay: 9,077.17

Department: 022-448 - R&B #2 Commissioner

Total Direct Deposits: 2,552.02
Total Check Amounts: 4,789.15

EARNINGS

Pay Code	Units	Pay Amount
Cell Phone	5.00	115.40
OT-Pay	20.00	564.00
Position Long	0.00	140.00
Regular	480.00	8,898.03
Total:	505.00	9,717.43

TAXES

Code	Subject To	Employee	Employer
FICA	9,702.28	601.53	601.53
FIT	9,030.13	760.14	0.00
Med	9,702.28	140.68	140.68
Unemp	7,884.85	0.00	31.55
Total:		1,502.35	773.76

DEDUCTIONS

Code	Subject To	Employee	Employer
AFLAC - SPEVNT	0.00	15.15	0.00
NEW YORK LIFE	0.00	38.33	0.00
TAC-HEBP	0.00	0.00	2,245.08
TCDRS	9,602.03	672.15	596.28
THE STANDARD-AAD&D	0.00	5.25	0.00
THE STANDARD-ALIFE	0.00	74.65	0.00
THE STANDARD-DENT...	0.00	52.76	0.00
THE STANDARD-DPAD	0.00	0.44	0.00
THE STANDARD-SPLFE	0.00	4.74	0.00
THE STANDARD-VISION	0.00	10.44	0.00
Total:		873.91	2,841.36

RECAP 022-448 - R&B #2 Commissioner

Earnings: 9,717.43 Benefits: 0.00 Deductions: 873.91 Taxes: 1,502.35 Net Pay: 7,341.17

Department: 023-448 - R&B #3 Commissioner

Total Direct Deposits: 11,434.48
 Total Check Amounts: 1,578.99

EARNINGS

Pay Code	Units	Pay Amount
Cell Phone	8.00	184.64
Hourly	220.00	2,600.00
OT-Pay	31.00	880.23
Position Long	0.00	215.00
Regular	720.00	12,806.14
Sick	7.50	0.00
Vacation	67.00	0.00
Total:	1,053.50	16,686.01

TAXES

Code	Subject To	Employee	Employer
FICA	16,609.82	1,029.81	1,029.81
FIT	15,489.70	1,017.60	0.00
Med	16,609.82	240.86	240.86
Unemp	14,848.43	0.00	59.41
Total:		2,288.27	1,330.08

DEDUCTIONS

Code	Subject To	Employee	Employer
AFLAC - SPEVNT	0.00	40.76	0.00
AFLAC-Cancer	0.00	35.43	0.00
NEW YORK LIFE	0.00	33.09	0.00
TAC-HEBP	0.00	0.00	3,367.62
TCDRS	16,001.37	1,120.12	993.68
THE STANDARD-AAD&D	0.00	6.04	0.00
THE STANDARD-ALIFE	0.00	113.96	0.00
THE STANDARD-DENT...	0.00	14.14	0.00
THE STANDARD-DPAD	0.00	0.73	0.00
THE STANDARD-SPLFE	0.00	16.39	0.00
THE STANDARD-VISION	0.00	3.61	0.00
Total:		1,384.27	4,361.30

RECAP 023-448 - R&B #3 Commissioner

Earnings:	16,686.01	Benefits:	0.00	Deductions:	1,384.27	Taxes:	2,288.27	Net Pay:	13,013.47
-----------	-----------	-----------	------	-------------	----------	--------	----------	----------	-----------

Department: 024-448 - R&B #4 Commissioner

Total Direct Deposits: 8,003.28
 Total Check Amounts: 1,672.69

EARNINGS

Pay Code	Units	Pay Amount
Cell Phone	5.00	138.48
Hourly	40.00	480.00
OT-Pay	65.00	1,858.45
Position Long	0.00	217.50
Regular	560.00	10,153.51
Sick	26.00	0.00
Vacation	20.00	0.00
Total:	716.00	12,847.94

TAXES

Code	Subject To	Employee	Employer
FICA	12,669.74	785.52	785.52
FIT	11,813.68	1,014.94	0.00
Med	12,669.74	183.70	183.70
Unemp	10,995.36	0.00	43.98
Total:		1,984.16	1,013.20

DEDUCTIONS

Code	Subject To	Employee	Employer
AFLAC - STD	0.00	43.88	0.00
AFLAC-Accident	0.00	41.22	0.00
AFLAC-Accident Rider	0.00	5.98	0.00
AFLAC-Cancer	0.00	18.20	0.00
NEW YORK LIFE	0.00	22.19	0.00
TAC-HEBP	0.00	0.00	2,245.08
TAC-HEBP Pre Tax	0.00	118.78	0.00
TCDRS	12,229.46	856.06	759.46
THE STANDARD-AAD&D	0.00	14.20	0.00
THE STANDARD-ALIFE	0.00	30.55	0.00
THE STANDARD-DENT...	0.00	14.14	0.00
THE STANDARD-DPAD	0.00	0.65	0.00
THE STANDARD-SPLFE	0.00	21.96	0.00
Total:		1,187.81	3,004.54

RECAP 024-448 - R&B #4 Commissioner

Earnings: 12,847.94 Benefits: 0.00 Deductions: 1,187.81 Taxes: 1,984.16 Net Pay: 9,675.97

Department: 037-448 - Collection Center

Total Direct Deposits: 1,962.85
 Total Check Amounts: 276.11

EARNINGS

Pay Code	Units	Pay Amount
Cell Phone	1.00	46.16
Hourly	40.00	352.80
Regular	160.00	2,497.96
Sick	10.00	0.00
Total:	211.00	2,896.92

TAXES

Code	Subject To	Employee	Employer
FICA	2,879.30	178.51	178.51
FIT	2,679.74	215.76	0.00
Med	2,879.30	41.76	41.76
Unemp	2,896.92	0.00	11.59
Total:		436.03	231.86

DEDUCTIONS

Code	Subject To	Employee	Employer
AFLAC-Cancer	0.00	17.62	0.00
TAC-HEBP	0.00	0.00	374.18
TCDRS	2,850.76	199.56	177.04
THE STANDARD-AAD&D	0.00	0.18	0.00
THE STANDARD-ALIFE	0.00	4.57	0.00
Total:		221.93	551.22

RECAP 037-448 - Collection Center

Earnings: 2,896.92 Benefits: 0.00 Deductions: 221.93 Taxes: 436.03 Net Pay: 2,238.96

Department: 044-448 - Security Officer

Total Direct Deposits: 0.00
Total Check Amounts: 134.42

EARNINGS

Pay Code	Units	Pay Amount
Hourly	2.00	157.50
Total:	2.00	157.50

DEDUCTIONS

Code	Subject To	Employee	Employer
TCDRS	157.50	11.03	9.78
Total:		11.03	9.78

TAXES

Code	Subject To	Employee	Employer
FICA	157.50	9.77	9.77
FIT	146.47	0.00	0.00
Med	157.50	2.28	2.28
Unemp	157.50	0.00	0.63
Total:		12.05	12.68

RECAP 044-448 - Security Officer

Earnings:	157.50	Benefits:	0.00	Deductions:	11.03	Taxes:	12.05	Net Pay:	134.42
-----------	--------	-----------	------	-------------	-------	--------	-------	----------	--------

Department: 053-451 - Adult Probation

Total Direct Deposits: 6,242.27
Total Check Amounts: 0.00

EARNINGS

Pay Code	Units	Pay Amount
CCP	0.00	1,384.61
Dedicated Salary	0.00	1,346.15
Hourly	116.00	1,792.90
Regular	4.00	3,961.54
Total:	120.00	8,485.20

DEDUCTIONS

Code	Subject To	Employee	Employer
AFLAC-Cancer	0.00	19.70	0.00
State Health	0.00	688.57	0.00
TCDRS	8,485.20	593.96	526.93
Total:		1,302.23	526.93

TAXES

Code	Subject To	Employee	Employer
FICA	7,776.93	482.17	482.17
FIT	7,182.97	345.77	0.00
Med	7,776.93	112.76	112.76
Unemp	8,485.20	0.00	33.94
Total:		940.70	628.87

RECAP 053-451 - Adult Probation

Earnings:	8,485.20	Benefits:	0.00	Deductions:	1,302.23	Taxes:	940.70	Net Pay:	6,242.27
-----------	----------	-----------	------	-------------	----------	--------	--------	----------	----------

Department: 054-451 - Juvenile Probation

Total Direct Deposits: 3,478.28
Total Check Amounts: 0.00

EARNINGS

Pay Code	Units	Pay Amount
Cell Phone	2.00	69.23
Comp Earned @ 1.5	13.50	0.00
Comp Taken	16.00	0.00
Grant M	0.00	658.84
Position Long	0.00	117.50
Regular	162.00	4,005.30
Sick	16.00	0.00
Total:	209.50	4,850.87

TAXES

Code	Subject To	Employee	Employer
FICA	4,777.04	296.18	296.18
FIT	4,367.33	464.94	0.00
Med	4,777.04	69.27	69.27
Unemp	4,850.87	0.00	19.40
Total:		830.39	384.85

DEDUCTIONS

Code	Subject To	Employee	Employer
AFLAC-Accident	0.00	17.68	0.00
AFLAC-Cancer	0.00	19.50	0.00
AFLAC-Dental	0.00	22.70	0.00
AFLAC-Hospital	0.00	13.95	0.00
Deferred Comp	0.00	75.00	0.00
TAC-HEBP	0.00	0.00	748.36
TCDRS	4,781.64	334.71	296.94
THE STANDARD-AAD&D	0.00	0.53	0.00
THE STANDARD-ALIFE	0.00	13.71	0.00
THE STANDARD-DENT...	0.00	23.71	0.00
THE STANDARD-DPAD	0.00	0.44	0.00
THE STANDARD-SPLFE	0.00	12.50	0.00
THE STANDARD-VISION	0.00	7.77	0.00
Total:		542.20	1,045.30

RECAP 054-451 - Juvenile Probation

Earnings: 4,850.87 Benefits: 0.00 Deductions: 542.20 Taxes: 830.39 Net Pay: 3,478.28

Department: 054-455 - JUVENILE SEC (COUNTY)

Total Direct Deposits: 1,128.14
Total Check Amounts: 0.00

EARNINGS

Pay Code	Units	Pay Amount
Cell Phone	1.00	23.08
Grant M	0.00	156.71
Other Pay	1.00	153.99
Position Long	0.00	50.00
Regular	80.00	1,186.75
Sick	1.00	0.00
Total:	83.00	1,570.53

TAXES

Code	Subject To	Employee	Employer
FICA	1,510.73	93.67	93.67
FIT	1,402.41	148.89	0.00
Med	1,510.73	21.91	21.91
Unemp	1,570.53	0.00	6.28
Total:		264.47	121.86

DEDUCTIONS

Code	Subject To	Employee	Employer
AFLAC - STD	0.00	9.80	0.00
AFLAC-Cancer	0.00	13.40	0.00
AFLAC-Dental	0.00	15.20	0.00
AFLAC-Hospital	0.00	31.20	0.00
TAC-HEBP	0.00	0.00	374.18
TCDRS	1,547.45	108.32	96.10
Total:		177.92	470.28

RECAP 054-455 - JUVENILE SEC (COUNTY)

Earnings: 1,570.53 Benefits: 0.00 Deductions: 177.92 Taxes: 264.47 Net Pay: 1,128.14

Department: 076-448 - Emergency Management

Total Direct Deposits: 2,203.96
Total Check Amounts: 0.00

EARNINGS

Pay Code	Units	Pay Amount
Cell Phone	2.00	46.16
Holiday	16.00	0.00
Regular	160.00	2,887.21
Sick	4.00	0.00
Vacation	8.00	0.00
Total:	190.00	2,933.37

TAXES

Code	Subject To	Employee	Employer
FICA	2,902.30	179.94	179.94
FIT	2,700.20	236.91	0.00
Med	2,902.30	42.08	42.08
Unemp	2,933.37	0.00	11.74
Total:		458.93	233.76

DEDUCTIONS

Code	Subject To	Employee	Employer
AFLAC - STD	0.00	21.00	0.00
AFLAC-Hospital	0.00	31.07	0.00
TAC-HEBP	0.00	0.00	748.36
TCDRS	2,887.21	202.10	179.30
THE STANDARD-AAD&D	0.00	0.88	0.00
THE STANDARD-ALIFE	0.00	10.25	0.00
THE STANDARD-DPAD	0.00	0.44	0.00
THE STANDARD-SPLFE	0.00	4.74	0.00
Total:		270.48	927.66

RECAP 076-448 - Emergency Management

Earnings:	2,933.37	Benefits:	0.00	Deductions:	270.48	Taxes:	458.93	Net Pay:	2,203.96
-----------	----------	-----------	------	-------------	--------	--------	--------	----------	----------



TYLER COUNTY COMMISSIONERS COURT

County Courthouse, Room 101 / Woodville, Texas

Wednesday, April 11, 2018

Martin Nash
Commissioner, Pct. 1

Rusty Hughes
Commissioner, Pct. 2

Jacques L. Blanchette
County Judge

Mike Marshall
Commissioner, Pct. 3

Jack Walston
Commissioner, Pct. 4

STATE OF TEXAS

§

COUNTY OF TYLER

§

§

RESOLUTION

Prisoners of the State

WHEREAS, the cost of holding State prisoners falls on the counties; the state does not compensate counties for prisoner care during confinement in the county jail either because of a parole violation or a convicted prisoner awaiting transfer to state prison; costing counties over an estimated \$100 million dollars per year;

NOW THEREFORE, BE IT RESOLVED, this the ____ day of _____, 20__ by the Tyler County Commissioners Court that the State of Texas will fully reimburse counties for the cost of feeding, housing, and caring for these prisoners while in the counties' custody.

Martin Nash, Commissioner Pct. 1

Mike Marshall, Commissioner Pct. 3

Rusty Hughes, Commissioner Pct. 2

Jack Walston, Commissioner Pct. 4

Jacques L. Blanchette, County Judge

Attest: _____
Donece Gregory, County Clerk



TYLER COUNTY COMMISSIONERS COURT

County Courthouse, Room 101 / Woodville, Texas

Wednesday, April 11, 2018

Martin Nash
Commissioner, Pct. 1

Rusty Hughes
Commissioner, Pct. 2

Jacques L. Blanchette
County Judge

Mike Marshall
Commissioner, Pct. 3

Jack Walston
Commissioner, Pct. 4

STATE OF TEXAS

§

RESOLUTION

COUNTY OF TYLER

§

§

Local Decisions

WHEREAS, the Texas Legislature has previously considered and rejected proposals for additional revenue caps on local governments; and

WHEREAS, revenue caps would diminish local decisions and tie the hands of locally elected officials and limit their ability to provide essential services to address the needs and emergencies of their citizens;

WHEREAS, county government is already struggling to meet the demands of under-funded and unfunded state mandates such as indigent health care and indigent defense and federal mandates such as the Help America Vote Act and the Clean Air Act; and

WHEREAS, the demands on county budgets continue to increase including health care, motor fuel, road materials, and all other products and services purchased by counties; and

WHEREAS, artificial revenue caps will result in a shift of taxes from fluctuating properties, such as oil and gas, to those remaining relatively stable in value, such as residential properties; and

WHEREAS, revenue caps will not necessarily result in a reduction of property taxes but will result in a severe impact on county services; and

WHEREAS, it would be inequitable for the Texas Legislature to impose additional revenue caps on local governments without funding, repealing and prohibiting state unfunded mandates;

NOW THEREFORE, BE IT RESOLVED. this the 11th day of April 2018 by the Tyler County Commissioners Court that the State of Texas will recognize and respect the local governmental entities and their elected officials which its citizens have entrusted to perform these works on their behalf without additional revenue or appraisal caps and or undue influence by the State of Texas.

Martin Nash
Martin Nash, Commissioner Pct. 1

Mike Marshall
Mike Marshall, Commissioner Pct. 3

Rusty Hughes
Rusty Hughes, Commissioner Pct. 2

Jack Walston
Jack Walston, Commissioner Pct. 4

Jacques L. Blanchette
Jacques L. Blanchette, County Judge

Attest: Donece Gregory
Donece Gregory, County Clerk



TYLER COUNTY COMMISSIONERS COURT

County Courthouse, Room 101 / Woodville, Texas

Wednesday, April 11, 2018

Martin Nash
Commissioner, Pct. 1

Rusty Hughes
Commissioner, Pct. 2

Jacques L. Blanchette
County Judge

Mike Marshall
Commissioner, Pct. 3

Jack Walston
Commissioner, Pct. 4

STATE OF TEXAS

§

COUNTY OF TYLER

§

§

RESOLUTION

Indigent Defense

WHEREAS, the right to representation by legal counsel is guaranteed by the U.S. Constitution; and

WHEREAS, State of Texas is required to implement this right and provide legal counsel to indigent criminal defendants; and

WHEREAS, the Texas Fair Defense Act, adopted by the Texas Legislature in 2001, implements this right and requires certain procedures and attorney appointments; and

WHEREAS, the Texas Legislature has failed to provide sufficient funding to offset the costs of the Fair Defense Act and has shifted this cost to county taxpayers; and

WHEREAS, county expenditures for indigent criminal defense have increased over 100 percent since the adoption of the Fair Defense Act; and

WHEREAS, the state funding is totally inadequate, providing approximately 1.2 percent of the actual indigent defense costs from 2001 to 2016; and; and

WHEREAS, indigent criminal defense is a state responsibility that should be adequately funded on a statewide basis, not a burden overwhelmingly borne by local property taxpayers;

NOW THEREFORE, BE IT RESOLVED. this the 11th day of April, 2018 by the Tyler County Commissioners Court that the State of Texas fully fund the costs of indigent criminal defense which has cost local taxpayers over \$2.4 billion since its passage in 2001.

Martin Nash, Commissioner Pct. 1

Mike Marshall, Commissioner Pct. 3

Rusty Hughes, Commissioner Pct. 2

Jack Walston, Commissioner Pct. 4

Jacques L. Blanchette, County Judge

Attest:
Donece Gregory, County Clerk



TYLER COUNTY COMMISSIONERS COURT

County Courthouse, Room 101 / Woodville, Texas

Wednesday, April 11, 2018

Martin Nash
Commissioner, Pct. 1

Rusty Hughes
Commissioner, Pct. 2

Jacques L. Blanchette
County Judge

Mike Marshall
Commissioner, Pct. 3

Jack Walston
Commissioner, Pct. 4

STATE OF TEXAS

§

§

§

COUNTY OF TYLER

RESOLUTION

Unfunded Mandates

WHEREAS, the Texas counties are responsible for the operation and management of many and various governmental programs as required or authorized by state law; and

WHEREAS, some county government programs are fully or partially supported with funds disbursed by the State of Texas pursuant to the state appropriations process; and

WHEREAS, the State of Texas, acting through the Texas Legislature or through a state agency or executive order, may enact laws or promulgate rules that have the effect of imposing mandatory financial obligations upon Texas counties; and

WHEREAS, the State of Texas, acting through the Texas Legislature or through a state agency or executive order, mandates that counties implement certain governmental programs or perform certain duties and obligations including financial commitments by a county to expend county funds in connection therewith; and


WHEREAS, during each regular session of the Texas Legislature, all state funds that support county programs are reviewed through the state appropriation process and by other budgetary review systems; and


WHEREAS, the aforementioned review process may result in a reduction, or cessation, of state financial support of county government programs causing an unforeseeable disruption and reduction of the county budget and operations; and


WHEREAS, Texas counties cannot achieve reliable financial planning and the necessary bond ratings sufficient to support county-related obligations when the state mandates a new program that is not fully funded or under conditions where the state reduces or fully withdraws prior funding and disbursement for county government programs;


NOW THEREFORE, BE IT RESOLVED, this the 11th day of April, 2018 by the Tyler County Commissioners Court that it is in the best interests of local governments and their taxpayers to support and favor the passage of legislation in the form of an amendment to the Constitution of the State of Texas that would expressly prohibit the imposition of a mandatory governmental program on Texas local governments, whether by an act of the Texas Legislature or a state agency or by executive order, unless the State of Texas has fully funded and disbursed all necessary funds to enable local governments to operate said governmental program.



Martin Nash, Commissioner Pct. 1


Mike Marshall, Commissioner Pct. 3


Rusty Hughes, Commissioner Pct. 2


Jack Walston, Commissioner Pct. 4


Jacques L. Blanchette, County Judge

Attest: 
Donece Gregory, County Clerk



TYLER COUNTY COMMISSIONERS COURT

County Courthouse, Room 101 / Woodville, Texas

Wednesday, April 11, 2018

Martin Nash
Commissioner, Pct. 1

Rusty Hughes
Commissioner, Pct. 2

Jacques L. Blanchette
County Judge

Mike Marshall
Commissioner, Pct. 3

Jack Walston
Commissioner, Pct. 4

STATE OF TEXAS

§

COUNTY OF TYLER

§

§

RESOLUTION

School Funding

WHEREAS, the State of Texas is constitutionally obligated to fund public education within the state; and

WHEREAS, the Texas public education system is primarily funded by a combination of Federal, State, and local tax dollars; and

WHEREAS, by formula, the State's share of public education funding has been significantly reduced over the past eight years; and

WHEREAS, due to the State share of publication being reduced, it has significantly increased the local school tax levy on taxpayers; and


WHEREAS, approximately 54% of the annual property tax levy is attributed to public education; and


WHEREAS, the State could have enabled local ISDs to reduce the local tax burden across the State by \$17 billion had it been an equal partner with local school districts between Fiscal Years 2016-2019, which would have resulted in an average reduction of %15 per year;


NOW THEREFORE, BE IT RESOLVED that to reduce the tax burden on the local Texas taxpayers, the State of Texas should renew its commitment to school funding by once again becoming at least an equal partner in the funding of the operations and maintenance cost for our public schools.

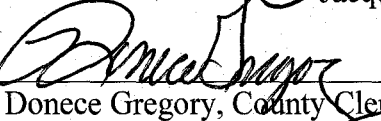

Martin Nash, Commissioner Pct. 1


Mike Marshall, Commissioner Pct. 3



Rusty Hughes, Commissioner Pct. 2


Jack Walston, Commissioner Pct. 4


Jacques L. Blanchette, County Judge

Attest: 
Donece Gregory, County Clerk

April 11, 2018



TYLER COUNTY COMMISSIONERS COURT

County Courthouse, Room 101 / Woodville, Texas

Donece

+ Jackie

Wednesday
April 11, 2018
8:30 AM

MARTIN NASH
Commissioner, Pct. 1

RUSTY HUGHES
Commissioner, Pct. 2

JACQUES L. BLANCHETTE
County Judge

MIKE MARSHALL
Commissioner, Pct. 3

JACK WALSTON
Commissioner, Pct. 4

NOTICE Is hereby given that a **Regular Meeting** of the Tyler County Commissioners Court will be held on the date stated above, at which time the following subjects will be considered and/or discussed;

Agenda

➤ **CALL TO ORDER**

- Establish Quorum
- Acknowledge Guests

- Invocation – *DG Walston*
- Pledge of Allegiance – *J. Walston*

*IT volunteers
Child Abuse*

I. CONSENT AGENDA

(The items listed within the CONSENT AGENDA are deemed to be of a routine nature and are not scheduled for individual consideration by the Commissioners Court. However, any member of the Court retains the option to remove any one or more item(s) from the CONSENT AGENDA and to have the item(s) individually considered.)

A. Minutes from Previous Meeting(s) (3/14)

Child Abuse

m/n

*3/12
3/18
M/W*

B. Monthly Reports:

✓ H/m

1. Probation – *Adult; Juvenile*
2. District Clerk/County Clerk

3. Extension – *CEA(Ag/NR); CEA(FCS)*
4. Auditor

5. Treasurer
6. Justice of the Peace, Pct. 1

II. CONSIDER/APPROVE/INFORMATIONAL

A. Allowances and Accounts Payable – J. Blanchette/Jackie Skinner, County Auditor

W/m

B. Budget Amendments/Line Item Transfers – J. Blanchette/J. Skinner

?

C. Ratification of County Payroll for period of March 14-27, 2018 – J. Blanchette/J. Skinner

Ju/m

D. Approval of County Payroll for period of March 28-April 10, 2018 – J. Blanchette/J. Skinner

m/w

E. Appoint Trisher Ford to the Child Welfare Board – J. Blanchette/Terry Allen, Juvenile Probation Chief

2 *m/H*



F. Proclaim April as Child Abuse Prevention Month - J. Blanchette/Terry Allen, Juvenile Probation Chief

11 month press intro, judge read procl

G. Leadership Southeast Texas and Youth Leadership Southeast Texas Presentation - M. Nash

Gloves to Tyler, Hardin, & ? counties

H. Resolution to Seek a Hazard Mitigation Planning Grant - J. Blanchette/Ken Jobe, Emergency Management Coordinator

ST Resins Planning

I. Resolution for Prisoners of the State - M. Marshall

J. Resolution for Local Decisions - M. Marshall

Appraisal cars Judge

K. Resolution for Indigent Defense - M. Marshall

Nash's explanations

L. Resolution for Unfunded Mandates - M. Marshall

M. Resolution for School Funding - M. Marshall

w/m comments

N. Memorandum of Understanding between the Office of the Attorney General and Tyler County - J. Blanchette/J. Skinner

secure internet - county provide space

III. EXECUTIVE SESSION - NONE

Consult with District Attorney and/or his legal staff in executive session held in accordance with Texas Government Codes 555.071(1)(A), (2) regarding pending and/or contemplated litigation, and/or 551.074, regarding personnel matters, and/or property acquisition.

ADJOURN

9:10 AM

I do hereby certify that the above Notice of Meeting of the Tyler County Commissioners Court is a true and correct copy of said Notice and that I posted a true and correct copy of said Notice in the Tyler County Courthouse at a place readily accessible to the general public at all times and that said Notice remained so posted continuously for at least 72 hours preceding the scheduled time of said meeting, as is required by Section 551.002 & 551.041.

Executed on _____ 2018 Time _____

Donece Gregory, County Clerk/Ex Officio Member of Commissioners Court

By: _____ (Deputy)

M/M
M/M
M/W
M/W
M/W
M/W
N/A



TYLER COUNTY COMMISSIONERS COURT

County Courthouse, Room 101 / Woodville, Texas

Wednesday, April 11, 2018

Martin Nash
Commissioner, Pct. 1

Rusty Hughes
Commissioner, Pct. 2

Jacques L. Blanchette
County Judge

Mike Marshall
Commissioner, Pct. 3

Jack Walston
Commissioner, Pct. 4

STATE OF TEXAS

§

COUNTY OF TYLER

§

§

RESOLUTION

Hazard Mitigation Planning Grant

A RESOLUTION OF THE COMMISSIONERS' COURT OF TYLER COUNTY, TEXAS, APPOINTING THE JUDGE AS THE CHIEF EXECUTIVE OFFICER AND AUTHORIZED REPRESENTATIVE TO ACT IN ALL MATTERS IN CONNECTION WITH THE FEMA MITIGATION PROJECT(S) AND COMMITTING THE COUNTY TO PROVIDE MATCHING FUNDS TO SECURE AND COMPLETE THE FEMA MITIGATION GRANT.

WHEREAS, Tyler County is developing application(s) for FEMA Mitigation funds to protect public and or private property with the county to prevent or reduce future loss of lives or property;

WHEREAS, FEMA Mitigation Fund applicants are required to appoint an official to act as the Authorized Representative in all matters in connection with the Mitigation Grant;

WHEREAS, FEMA Mitigation Fund applicants are required to commit 25% or more matching funds to secure and complete the FEMA Mitigation Grant.

NOW, THEREFORE, BE IT RESOLVED BY THE COMMISSIONERS' COURT OF TYLER COUNTY, TEXAS:

- Section 1. That Tyler County is authorized to submit an application for FEMA Mitigation Grant Funds;
- Section 2. That the Judge be appointed authorized Representative to act on behalf of the County in all regards to the FEMA Mitigation Grant;
- Section 3. That the County is committing to provide 25% or more matching funds to the FEMA Mitigation Project(s).

PASSED AND APPROVED this _____ day of _____, 2018

Martin Nash, Commissioner Pct. 1

Mike Marshall, Commissioner Pct. 3

Rusty Hughes, Commissioner Pct. 2

Jack Walston, Commissioner Pct. 4

Jacques L. Blanchette, County Judge

Attest: _____
Donece Gregory, County Clerk

**MEMORANDUM OF UNDERSTANDING BETWEEN
THE OFFICE OF THE ATTORNEY GENERAL
AND TYLER COUNTY**

Agreement Number 18-C0108

The Memorandum of Understanding (the Agreement) is entered into by and between the Office of the Attorney General of Texas (the OAG) and Tyler County (the County) in compliance with the provisions of Texas Government Code §771 and Texas Family Code §231.002. In this Agreement, the OAG and the County are referred to individually as a "Party" and collectively as the "Parties."

1. PURPOSE AND STATEMENT OF SERVICES

In support of the OAG's duties as a Title IV-D agency, the County agrees to provide a physical location within the County Facility, located at 100 West Bluff, Woodville, TX 75979, for the OAG to install equipment necessary to establish a secure wireless internet connection. The County and the OAG will cooperate to identify a secure physical location within the County Facility that will at all times protect the OAG equipment against any unauthorized access. The County agrees to allow the OAG access to the County Facility and the OAG Equipment during the days and times the County Facility is normally open.

The OAG is solely responsible for installation, maintenance, and repair of OAG equipment installed at the County Facility. The OAG agrees to perform all installation, repair, and maintenance to OAG equipment during the days and times the County Facility is normally open.

2. TERM

This Agreement is effective on April 11, 2018 and shall continue until terminated as provided herein.

3. FINANCIAL MATTERS

The Parties are responsible for their respective costs associated with performance under this Agreement.

4. NOTICES

Any notice required or permitted to be given under this Agreement by one Party to the other Party shall be in writing and shall be addressed to the receiving Party at the address hereinafter specified. The notice shall be deemed to have been given immediately if delivered in person to the recipient's address hereinafter specified. It shall be deemed to have been given on the date of certified receipt if placed in the United States Mail, postage prepaid, by registered or certified mail with return receipt requested, addressed to the receiving Party at the address hereinafter specified.

a) **The County address for all purposes under this Agreement**

The Honorable Judge Jacques Blanchette (or successor in office)
Tyler County Judge
100 West Bluff
Woodville, TX 75979

b) **The OAG address for all purposes under this Agreement**

Mara Flanagan Friesen (or successor in office)
Deputy Attorney General for Child Support (IV-D Director)
Office of the Attorney General
PO Box 12017
Austin, TX 78711-2017

With copies to

Clayton Richter (or successor in office)
Managing Attorney
Policy, Legal and Program Operations
Transactional Attorneys
PO Box 12017 (Mail Code 044)
Austin, TX 78711-2017

5. LIAISONS

The Parties each agree to maintain specifically identified liaison personnel for their mutual benefit during the term of this Agreement. The Parties' Liaisons will serve as the initial point of contact for any inquiries made pursuant to this Agreement.

a) **The OAG Liaison**

Karla McDougal (or successor in office)
Manager, CSD – Government Contracts
Office of the Attorney General
Child Support Division
PO Box 12017
Austin, TX 78711-2017
(512) 460-6167
Karla.mcdougal@oag.texas.gov

b) **The County Liaison**

The Honorable Jackie Skinner (or successor in office)
Tyler County County Auditor
100 West Bluff
Woodville, TX 75979
jskinner.aud@co.tyler.tx.us

The Parties agree to maintain technical and information technology liaisons.

6. NEWS RELEASES OR PRONOUNCEMENTS

News releases, advertisements, publications, declarations, and any other pronouncements pertaining to this transaction by the County or the OAG, using any means of media, must be mutually approved in writing by both Parties prior to public dissemination.

7. AMENDMENT

The Parties may modify this Agreement only through written agreement executed by duly authorized representatives of both Parties.

8. TERMINATION

Either Party may terminate this Agreement, in whole or in part, without penalty, by providing thirty (30) calendar days advance written notice to the other Party.

If Federal or State laws or regulations or other Federal or State requirements are amended or judicially interpreted so that either Party cannot reasonably fulfill this Agreement and if the Parties cannot agree to an amendment that would enable substantial continuation of this Agreement, the Parties shall be discharged from any further obligations under this Agreement.

Termination of this Agreement for any reason shall not release either Party from any liability or obligation set forth in this Agreement that is expressly stated to survive any such termination or by its nature would be intended to be applicable following any such termination.

THIS AGREEMENT IS HEREBY ACCEPTED.

OFFICE OF THE ATTORNEY GENERAL

TYLER COUNTY

Mara Flanagan Friesen
Deputy Attorney General for Child Support
(IV-D Director)

Jacques G. Blanchette

The Honorable Jacques Blanchette
County Judge, Tyler County

Signature Date

4/11/18

Signature Date